

SMARCA4 / BRG1 Antibody (aa2-14)
Goat Polyclonal Antibody
Catalog # ALS13836**Specification**

SMARCA4 / BRG1 Antibody (aa2-14) - Product Information

Application	IHC
Primary Accession	P51532
Reactivity	Human, Mouse, Rat, Rabbit, Hamster, Monkey, Pig, Chicken, Horse, Dog
Host	Goat
Clonality	Polyclonal
Calculated MW	185kDa KDa

SMARCA4 / BRG1 Antibody (aa2-14) - Additional Information**Gene ID** 6597**Other Names**

Transcription activator BRG1, 3.6.4.-, ATP-dependent helicase SMARCA4, BRG1-associated factor 190A, BAF190A, Mitotic growth and transcription activator, Protein BRG-1, Protein brahma homolog 1, SNF2-beta, SWI/SNF-related matrix-associated actin-dependent regulator of chromatin subfamily A member 4, SMARCA4, BAF190A, BRG1, SNF2B, SNF2L4

Target/Specificity

Human SMARCA4 / BRG1. This antibody is expected to recognize all reported isoforms (NP_001122321.1; NP_003063.2; NP_001122317.1; NP_001122318.1; NP_001122319.1; NP_001122320.1). Reported variants NP_003063.2 and NP_001122316.1 represent identical protein.

Reconstitution & Storage

Store at -20°C. Minimize freezing and thawing.

Precautions

SMARCA4 / BRG1 Antibody (aa2-14) is for research use only and not for use in diagnostic or therapeutic procedures.

SMARCA4 / BRG1 Antibody (aa2-14) - Protein Information**Name** SMARCA4**Synonyms** BAF190A, BRG1, SNF2B, SNF2L4**Function**

Involved in transcriptional activation and repression of select genes by chromatin remodeling (alteration of DNA-nucleosome topology). Component of SWI/SNF chromatin remodeling complexes that carry out key enzymatic activities, changing chromatin structure by altering DNA-histone contacts within a nucleosome in an ATP-dependent manner. Component of the

CREST-BRG1 complex, a multiprotein complex that regulates promoter activation by orchestrating the calcium- dependent release of a repressor complex and the recruitment of an activator complex. In resting neurons, transcription of the c-FOS promoter is inhibited by SMARCA4-dependent recruitment of a phospho- RB1-HDAC repressor complex. Upon calcium influx, RB1 is dephosphorylated by calcineurin, which leads to release of the repressor complex. At the same time, there is increased recruitment of CREBBP to the promoter by a CREST-dependent mechanism, which leads to transcriptional activation. The CREST-BRG1 complex also binds to the NR2B promoter, and activity-dependent induction of NR2B expression involves the release of HDAC1 and recruitment of CREBBP. Belongs to the neural progenitors-specific chromatin remodeling complex (npBAF complex) and the neuron-specific chromatin remodeling complex (nBAF complex). During neural development, a switch from a stem/progenitor to a postmitotic chromatin remodeling mechanism occurs as neurons exit the cell cycle and become committed to their adult state. The transition from proliferating neural stem/progenitor cells to postmitotic neurons requires a switch in subunit composition of the npBAF and nBAF complexes. As neural progenitors exit mitosis and differentiate into neurons, npBAF complexes which contain ACTL6A/BAF53A and PHF10/BAF45A, are exchanged for homologous alternative ACTL6B/BAF53B and DPF1/BAF45B or DPF3/BAF45C subunits in neuron-specific complexes (nBAF). The npBAF complex is essential for the self-renewal/proliferative capacity of the multipotent neural stem cells. The nBAF complex along with CREST plays a role regulating the activity of genes essential for dendrite growth. SMARCA4/BAF190A may promote neural stem cell self-renewal/proliferation by enhancing Notch-dependent proliferative signals, while concurrently making the neural stem cell insensitive to SHH-dependent differentiating cues (By similarity). Acts as a corepressor of ZEB1 to regulate E-cadherin transcription and is required for induction of epithelial-mesenchymal transition (EMT) by ZEB1. Binds via DLX1 to enhancers located in the intergenic region between DLX5 and DLX6 and this binding is stabilized by the long non-coding RNA (lncRNA) Evf2 (By similarity). Binds to RNA in a promiscuous manner (By similarity). Binding to RNAs including lncRNA Evf2 leads to inhibition of SMARCA4 ATPase and chromatin remodeling activities (By similarity). In brown adipose tissue, involved in the regulation of thermogenic genes expression (By similarity).

Cellular Location

Nucleus {ECO:0000255|PROSITE-ProRule:PRU00549, ECO:0000269|PubMed:20418909, ECO:0000269|PubMed:25593309} Note=Colocalizes with long non-coding RNA Evf2 in nuclear RNA clouds (By similarity). Localizes to sites of DNA damage (PubMed:25593309) {ECO:0000250|UniProtKB:Q3TKT4, ECO:0000269|PubMed:25593309}

Tissue Location


Colocalizes with ZEB1 in E-cadherin-negative cells from established lines, and stroma of normal colon as well as in de- differentiated epithelial cells at the invasion front of colorectal carcinomas (at protein level).

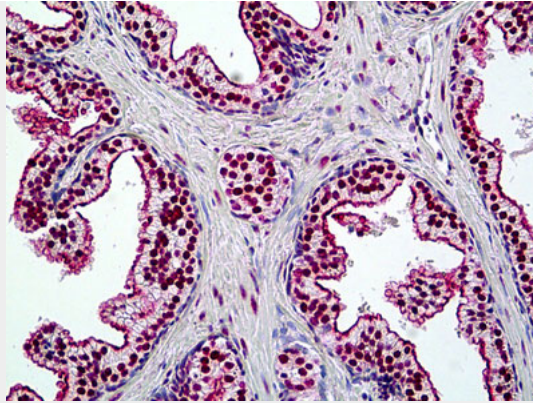
SMARCA4 / BRG1 Antibody (aa2-14) - Protocols

Provided below are standard protocols that you may find useful for product applications.

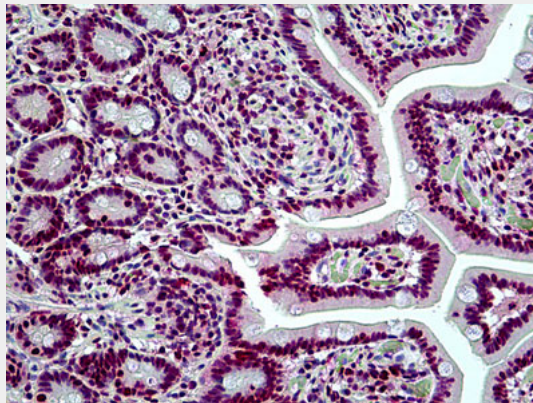
- [Western Blot](#)
- [Blocking Peptides](#)
- [Dot Blot](#)
- [Immunohistochemistry](#)
- [Immunofluorescence](#)
- [Immunoprecipitation](#)
- [Flow Cytometry](#)
- [Cell Culture](#)

SMARCA4 / BRG1 Antibody (aa2-14) - Images

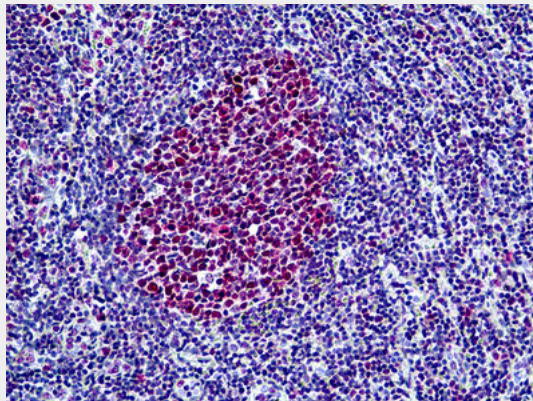




Anti-SMARCA4 / BRG1 antibody IHC of human prostate.



Anti-SMARCA4 / BRG1 antibody IHC of human small intestine.



Anti-SMARCA4 / BRG1 antibody IHC of human tonsil.

SMARCA4 / BRG1 Antibody (aa2-14) - Background

Transcriptional coactivator cooperating with nuclear hormone receptors to potentiate transcriptional activation. Component of the CREST-BRG1 complex, a multiprotein complex that regulates promoter activation by orchestrating a calcium-dependent release of a repressor complex and a recruitment of an activator complex. In resting neurons, transcription of the c-FOS promoter is inhibited by BRG1-dependent recruitment of a phospho-RB1-HDAC repressor complex. Upon calcium influx, RB1 is dephosphorylated by calcineurin, which leads to release of the repressor complex. At the same time, there is increased recruitment of CREBBP to the promoter by a CREST-dependent mechanism, which leads to transcriptional activation. The CREST-BRG1 complex also binds to the NR2B promoter, and activity-dependent induction of NR2B expression involves a release of HDAC1 and recruitment of CREBBP. Belongs to the neural progenitors-specific chromatin

remodeling complex (npBAF complex) and the neuron-specific chromatin remodeling complex (nBAF complex). During neural development a switch from a stem/progenitor to a post-mitotic chromatin remodeling mechanism occurs as neurons exit the cell cycle and become committed to their adult state. The transition from proliferating neural stem/progenitor cells to post-mitotic neurons requires a switch in subunit composition of the npBAF and nBAF complexes. As neural progenitors exit mitosis and differentiate into neurons, npBAF complexes which contain ACTL6A/BAF53A and PHF10/BAF45A, are exchanged for homologous alternative ACTL6B/BAF53B and DPF1/BAF45B or DPF3/BAF45C subunits in neuron-specific complexes (nBAF). The npBAF complex is essential for the self-renewal/proliferative capacity of the multipotent neural stem cells. The nBAF complex along with CREST plays a role regulating the activity of genes essential for dendrite growth. SMARCA4/BAF190A may promote neural stem cell self-renewal/proliferation by enhancing Notch-dependent proliferative signals, while concurrently making the neural stem cell insensitive to SHH-dependent differentiating cues (By similarity). Also involved in vitamin D-coupled transcription regulation via its association with the WINAC complex, a chromatin-remodeling complex recruited by vitamin D receptor (VDR), which is required for the ligand-bound VDR-mediated transrepression of the CYP27B1 gene. Acts as a corepressor of ZEB1 to regulate E-cadherin transcription and is required for induction of epithelial-mesenchymal transition (EMT) by ZEB1.

SMARCA4 / BRG1 Antibody (aa2-14) - References

Khavari P.A., et al. *Nature* 366:170-174(1993).
Khavari P.A., et al. Submitted (JUN-1995) to the EMBL/GenBank/DDBJ databases.
Chiba H., et al. *Nucleic Acids Res.* 22:1815-1820(1994).
Wong A.K.C., et al. *Cancer Res.* 60:6171-6177(2000).
Medina P.P., et al. *Hum. Mutat.* 29:617-622(2008).