

TNFSF12 / TWEAK Antibody (aa41-90)
Rabbit Polyclonal Antibody
Catalog # ALS14777**Specification**

TNFSF12 / TWEAK Antibody (aa41-90) - Product Information

Application	IF, WB, IHC
Primary Accession	O43508
Reactivity	Human, Mouse
Host	Rabbit
Clonality	Polyclonal

TNFSF12 / TWEAK Antibody (aa41-90) - Additional Information**Gene ID** 407977;8742**Other Names**

Tumor necrosis factor ligand superfamily member 12, APO3 ligand, TNF-related weak inducer of apoptosis, TWEAK, Tumor necrosis factor ligand superfamily member 12, membrane form, Tumor necrosis factor ligand superfamily member 12, secreted form, TNFSF12, APO3L, DR3LG

Target/Specificity

TNF12 Antibody detects endogenous levels of total TNF12 protein.

Reconstitution & Storage

Short term 4°C, long term aliquot and store at -20°C, avoid freeze thaw cycles.

Precautions

TNFSF12 / TWEAK Antibody (aa41-90) is for research use only and not for use in diagnostic or therapeutic procedures.

TNFSF12 / TWEAK Antibody (aa41-90) - Protein Information**Name** TNFSF12**Synonyms** APO3L, DR3LG**Function**

Binds to FN14 and possibly also to TNFRSF12/APO3. Weak inducer of apoptosis in some cell types. Mediates NF-kappa-B activation. Promotes angiogenesis and the proliferation of endothelial cells. Also involved in induction of inflammatory cytokines. Promotes IL8 secretion.

Cellular Location

Cell membrane; Single-pass type II membrane protein [Isoform TWE-PRIL]: Cell membrane; Single-pass membrane protein

Tissue Location

Highly expressed in adult heart, pancreas, skeletal muscle, brain, colon, small intestine, lung,

ovary, prostate, spleen, lymph node, appendix and peripheral blood lymphocytes. Low expression in kidney, testis, liver, placenta, thymus and bone marrow. Also detected in fetal kidney, liver, lung and brain

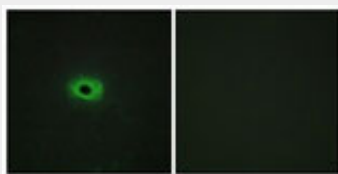
Volume
50 μ l

TNFSF12 / TWEAK Antibody (aa41-90) - Protocols

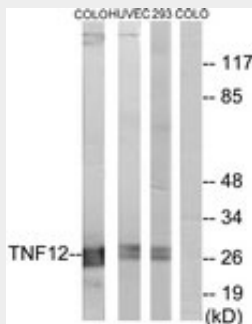
Provided below are standard protocols that you may find useful for product applications.

- [Western Blot](#)
- [Blocking Peptides](#)
- [Dot Blot](#)
- [Immunohistochemistry](#)
- [Immunofluorescence](#)
- [Immunoprecipitation](#)
- [Flow Cytometry](#)
- [Cell Culture](#)

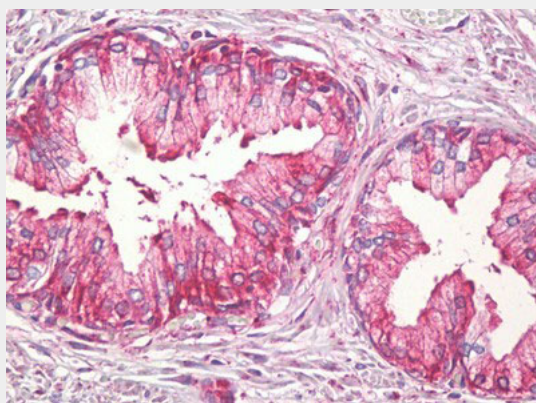
TNFSF12 / TWEAK Antibody (aa41-90) - Images



Immunofluorescence of HeLa cells, using TNF12 Antibody.



Western blot of extracts from COLO205 cells/HUVEC cells/293 cells, using TNF12 Antibody.



Anti-TNFSF12 / TWEAK antibody IHC of human prostate.