

TICRR Antibody (C-Terminus)
Rabbit Polyclonal Antibody
Catalog # ALS16435**Specification**

TICRR Antibody (C-Terminus) - Product Information

Application	IHC, WB, IF
Primary Accession	Q7Z2Z1
Reactivity	Human
Host	Rabbit
Clonality	Polyclonal
Calculated MW	211kDa KDa

TICRR Antibody (C-Terminus) - Additional Information**Gene ID** 90381**Other Names**

Treslin, TopBP1-interacting checkpoint and replication regulator, TopBP1-interacting, replication-stimulating protein, TICRR, C15orf42

Target/Specificity

TICRR antibody is human specific. At least two isoforms of TICRR are known to exist.

Reconstitution & Storage

Long term: -20°C; Short term: +4°C. Avoid repeat freeze-thaw cycles.

Precautions

TICRR Antibody (C-Terminus) is for research use only and not for use in diagnostic or therapeutic procedures.

TICRR Antibody (C-Terminus) - Protein Information**Name** TICRR**Synonyms** C15orf42**Function**

Regulator of DNA replication and S/M and G2/M checkpoints. Regulates the triggering of DNA replication initiation via its interaction with TOPBP1 by participating in CDK2-mediated loading of CDC45L onto replication origins. Required for the transition from pre-replication complex (pre-RC) to pre-initiation complex (pre-IC). Required to prevent mitotic entry after treatment with ionizing radiation.

Cellular Location

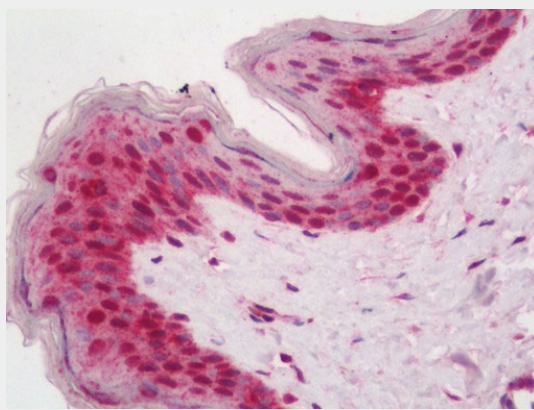
Nucleus. Note=Associates with chromatin

TICRR Antibody (C-Terminus) - Protocols

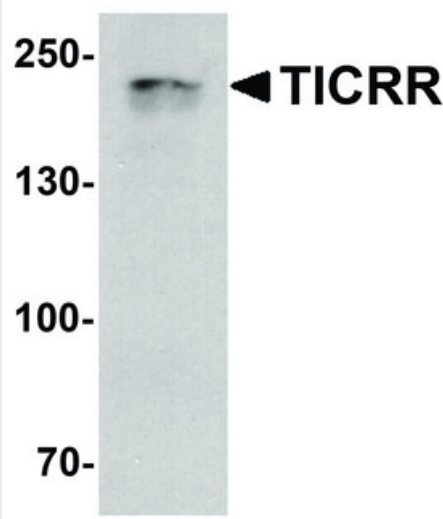
Provided below are standard protocols that you may find useful for product applications.

- [Western Blot](#)
- [Blocking Peptides](#)
- [Dot Blot](#)
- [Immunohistochemistry](#)
- [Immunofluorescence](#)
- [Immunoprecipitation](#)
- [Flow Cytometry](#)
- [Cell Culture](#)

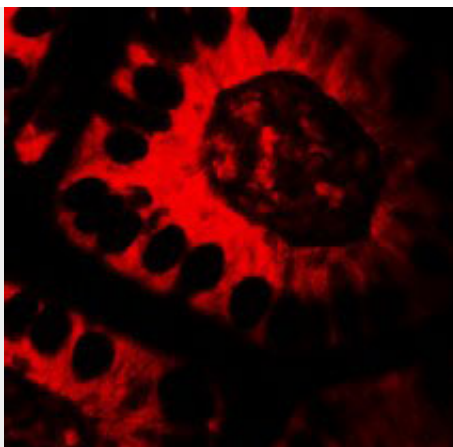
TICRR Antibody (C-Terminus) - Images



Human Skin: Formalin-Fixed, Paraffin-Embedded (FFPE)



Western blot analysis of TICRR in human small intestine tissue lysate with TICRR antibody at 1...



Immunofluorescence of TICRR in human small intestine tissue with TICRR antibody at 20 ug/mL.

TICRR Antibody (C-Terminus) - Background

Regulator of DNA replication and S/M and G2/M checkpoints. Regulates the triggering of DNA replication initiation via its interaction with TOPBP1 by participating in CDK2-mediated loading of CDC45L onto replication origins. Required for the transition from pre-replication complex (pre-RC) to pre- initiation complex (pre-IC). Required to prevent mitotic entry after treatment with ionizing radiation.

TICRR Antibody (C-Terminus) - References

Kumagai A.,et al.Cell 140:349-359(2010).
Zody M.C.,et al.Nature 440:671-675(2006).
Stevens M.,et al.Submitted (JUL-2005) to the EMBL/GenBank/DDBJ databases.
Ota T.,et al.Nat. Genet. 36:40-45(2004).
Bechtel S.,et al.BMC Genomics 8:399-399(2007).