

TNFSF12 / TWEAK Antibody (Pro73)
Rabbit Polyclonal Antibody
Catalog # ALS16844**Specification**

TNFSF12 / TWEAK Antibody (Pro73) - Product Information

Application	IHC, WB
Primary Accession	O43508
Reactivity	Human, Mouse
Host	Rabbit
Clonality	Polyclonal
Calculated MW	27216

TNFSF12 / TWEAK Antibody (Pro73) - Additional Information**Gene ID** 407977;8742**Other Names**

Tumor necrosis factor ligand superfamily member 12, APO3 ligand, TNF-related weak inducer of apoptosis, TWEAK, Tumor necrosis factor ligand superfamily member 12, membrane form, Tumor necrosis factor ligand superfamily member 12, secreted form, TNFSF12, APO3L, DR3LG

Target/Specificity

Human TWEAK

Reconstitution & Storage

PBS, pH 7.2, 0.05% sodium azide. Store at 4°C short term. Aliquot and store at -20°C long term. Avoid freeze-thaw cycles.

Precautions

TNFSF12 / TWEAK Antibody (Pro73) is for research use only and not for use in diagnostic or therapeutic procedures.

TNFSF12 / TWEAK Antibody (Pro73) - Protein Information**Name** TNFSF12**Synonyms** APO3L, DR3LG**Function**

Binds to FN14 and possibly also to TNFRSF12/APO3. Weak inducer of apoptosis in some cell types. Mediates NF-kappa-B activation. Promotes angiogenesis and the proliferation of endothelial cells. Also involved in induction of inflammatory cytokines. Promotes IL8 secretion.

Cellular Location

Cell membrane; Single-pass type II membrane protein [Isoform TWE-PRIL]: Cell membrane; Single-pass membrane protein

Tissue Location

Highly expressed in adult heart, pancreas, skeletal muscle, brain, colon, small intestine, lung, ovary, prostate, spleen, lymph node, appendix and peripheral blood lymphocytes. Low expression in kidney, testis, liver, placenta, thymus and bone marrow. Also detected in fetal kidney, liver, lung and brain

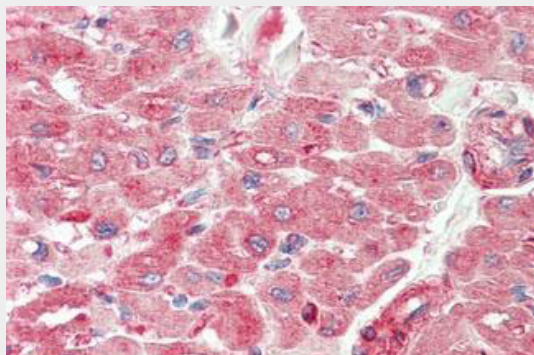
Volume

50 µl

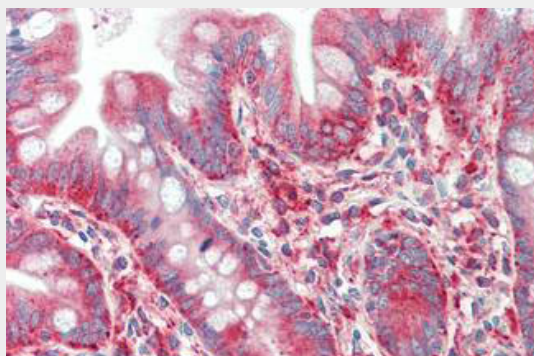
TNFSF12 / TWEAK Antibody (Pro73) - Protocols

Provided below are standard protocols that you may find useful for product applications.

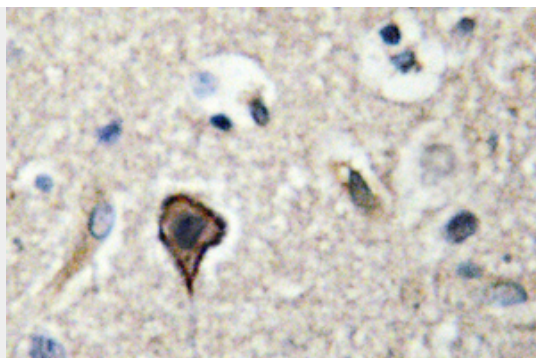
- [Western Blot](#)
- [Blocking Peptides](#)
- [Dot Blot](#)
- [Immunohistochemistry](#)
- [Immunofluorescence](#)
- [Immunoprecipitation](#)
- [Flow Cytometry](#)
- [Cell Culture](#)

TNFSF12 / TWEAK Antibody (Pro73) - Images

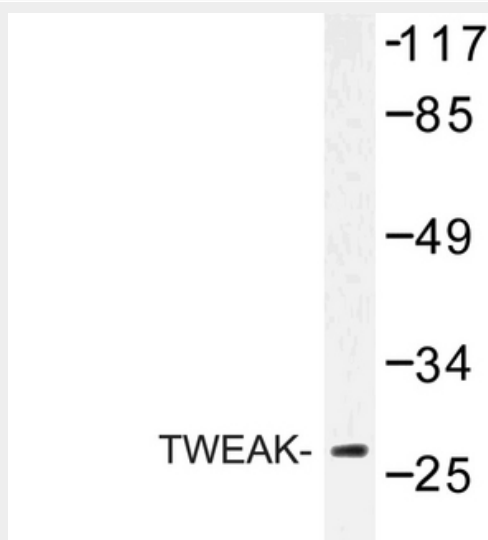
Anti-TNFSF12 / TWEAK antibody IHC staining of human heart.



Anti-TNFSF12 / TWEAK antibody IHC staining of human small intestine.



IHC of TWEAK (P73) pAb in paraffin-embedded human brain tissue.



Western blot of TWEAK (P73) pAb in extracts from COLO cells.