

EXOSC8 Antibody (C-term)
Purified Rabbit Polyclonal Antibody (Pab)
Catalog # AP2783b**Specification**

EXOSC8 Antibody (C-term) - Product Information

Application	WB, IHC-P, FC,E
Primary Accession	Q96B26
Reactivity	Human
Host	Rabbit
Clonality	Polyclonal
Isotype	Rabbit IgG
Calculated MW	30040
Antigen Region	243-276

EXOSC8 Antibody (C-term) - Additional Information**Gene ID** 11340**Other Names**

Exosome complex component RRP43, Exosome component 8, Opa-interacting protein 2, OIP-2, Ribosomal RNA-processing protein 43, p9, EXOSC8, OIP2, RRP43

Target/Specificity

This EXOSC8 antibody is generated from rabbits immunized with a KLH conjugated synthetic peptide between 243-276 amino acids from the C-terminal region of human EXOSC8.

Dilution

WB~~1:1000
IHC-P~~1:50~100
FC~~1:10~50

Format

Purified polyclonal antibody supplied in PBS with 0.09% (W/V) sodium azide. This antibody is prepared by Saturated Ammonium Sulfate (SAS) precipitation followed by dialysis against PBS.

Storage

Maintain refrigerated at 2-8°C for up to 2 weeks. For long term storage store at -20°C in small aliquots to prevent freeze-thaw cycles.

Precautions

EXOSC8 Antibody (C-term) is for research use only and not for use in diagnostic or therapeutic procedures.

EXOSC8 Antibody (C-term) - Protein Information**Name** EXOSC8

Synonyms OIP2, RRP43

Function Non-catalytic component of the RNA exosome complex which has 3'→5' exoribonuclease activity and participates in a multitude of cellular RNA processing and degradation events. In the nucleus, the RNA exosome complex is involved in proper maturation of stable RNA species such as rRNA, snRNA and snoRNA, in the elimination of RNA processing by-products and non-coding 'pervasive' transcripts, such as antisense RNA species and promoter-upstream transcripts (PROMPTs), and of mRNAs with processing defects, thereby limiting or excluding their export to the cytoplasm. The RNA exosome may be involved in Ig class switch recombination (CSR) and/or Ig variable region somatic hypermutation (SHM) by targeting AICDA deamination activity to transcribed dsDNA substrates. In the cytoplasm, the RNA exosome complex is involved in general mRNA turnover and specifically degrades inherently unstable mRNAs containing AU-rich elements (AREs) within their 3' untranslated regions, and in RNA surveillance pathways, preventing translation of aberrant mRNAs. It seems to be involved in degradation of histone mRNA. The catalytic inactive RNA exosome core complex of 9 subunits (Exo-9) is proposed to play a pivotal role in the binding and presentation of RNA for ribonucleolysis, and to serve as a scaffold for the association with catalytic subunits and accessory proteins or complexes. EXOSC8 binds to ARE-containing RNAs.


Cellular Location

Cytoplasm. Nucleus. Nucleus, nucleolus

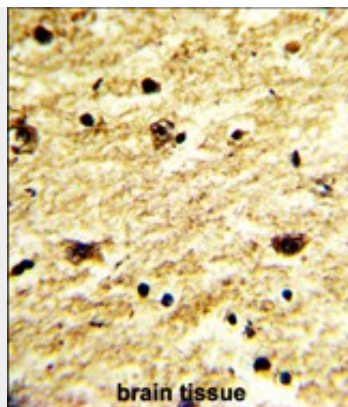
EXOSC8 Antibody (C-term) - Protocols

Provided below are standard protocols that you may find useful for product applications.

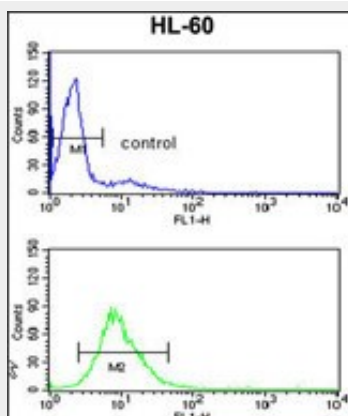
- [Western Blot](#)
- [Blocking Peptides](#)
- [Dot Blot](#)
- [Immunohistochemistry](#)
- [Immunofluorescence](#)
- [Immunoprecipitation](#)
- [Flow Cytometry](#)
- [Cell Culture](#)

EXOSC8 Antibody (C-term) - Images

Western blot analysis of anti-EXOSC8 Antibody (C-term) (Cat.#AP2783b) in HL60 cell line lysates (35ug/lane). EXOSC8(arrow) was detected using the purified Pab.



Formalin-fixed and paraffin-embedded human brain tissue with EXOSC8 Antibody (C-term), which was peroxidase-conjugated to the secondary antibody, followed by DAB staining. This data demonstrates the use of this antibody for immunohistochemistry; clinical relevance has not been evaluated.



EXOSC8 Antibody (C-term) (Cat. #AP2783b) flow cytometry analysis of HL-60 cells (bottom histogram) compared to a negative control cell (top histogram). FITC-conjugated goat-anti-rabbit secondary antibodies were used for the analysis.

EXOSC8 Antibody (C-term) - Background

EXOSC8 is a component of the exosome 3'->5' exoribonuclease complex, a complex that degrades inherently unstable mRNAs containing AU-rich elements (AREs) within their 3'-untranslated regions. It is required for the 3'-processing of the 7S pre-rRNA to the mature 5.8S rRNA and has a 3'-5' exonuclease activity.

EXOSC8 Antibody (C-term) - References

- Raijmakers, R., J. Mol. Biol. 323 (4), 653-663 (2002)
- Jiang, T., Proc. Natl. Acad. Sci. U.S.A. 99 (8), 5295-5300 (2002)
- Raijmakers, R., J. Mol. Biol. 315 (4), 809-818 (2002)
- Brouwer, R., J. Biol. Chem. 276 (9), 6177-6184 (2001)