

MED23 Antibody
Purified Rabbit Polyclonal Antibody (Pab)
Catalog # AP50842**Specification**

MED23 Antibody - Product Information

Application	IF, WB, IHC
Primary Accession	O9ULK4
Reactivity	Human, Mouse, Rat
Host	Rabbit
Clonality	Polyclonal
Calculated MW	156,101,54 KDa
Antigen Region	21-49

MED23 Antibody - Additional Information**Gene ID** 9439**Other Names**

Mediator of RNA polymerase II transcription subunit 23, Activator-recruited cofactor 130 kDa component, ARC130, Cofactor required for Sp1 transcriptional activation subunit 3, CRSP complex subunit 3, Mediator complex subunit 23, Protein sur-2 homolog, hSur-2, Transcriptional coactivator CRSP130, Vitamin D3 receptor-interacting protein complex 130 kDa component, DRIP130, MED23, ARC130, CRSP3, DRIP130, KIAA1216, SUR2

Dilution

IF~~1:100
WB~~ 1:1000
IHC~~1:50~100

Format

Rabbit IgG in phosphate buffered saline (without Mg²⁺ and Ca²⁺), pH 7.4, 150mM NaCl, 0.09% (W/V) sodium azide and 50% glycerol.

Storage Conditions

-20°C

MED23 Antibody - Protein Information**Name** MED23**Synonyms** ARC130, CRSP3, DRIP130, KIAA1216, SUR2**Function**

Required for transcriptional activation subsequent to the assembly of the pre-initiation complex (By similarity). Component of the Mediator complex, a coactivator involved in the regulated transcription of nearly all RNA polymerase II-dependent genes. Mediator functions as a bridge to convey information from gene-specific regulatory proteins to the basal RNA polymerase II

transcription machinery. Mediator is recruited to promoters by direct interactions with regulatory proteins and serves as a scaffold for the assembly of a functional pre-initiation complex with RNA polymerase II and the general transcription factors. Required for transcriptional activation by adenovirus E1A protein. Required for ELK1-dependent transcriptional activation in response to activated Ras signaling.

Cellular Location

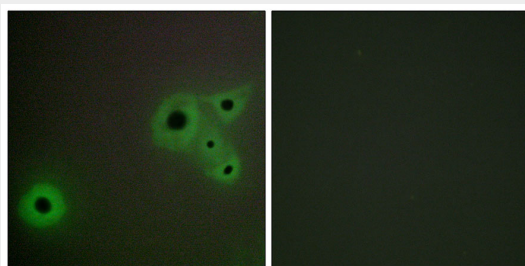
Nucleus.

MED23 Antibody - Protocols

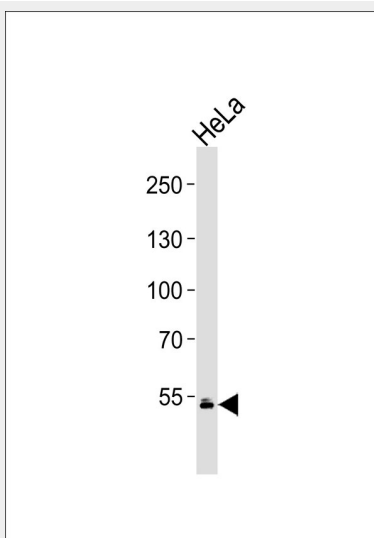
Provided below are standard protocols that you may find useful for product applications.

- [Western Blot](#)
- [Blocking Peptides](#)
- [Dot Blot](#)
- [Immunohistochemistry](#)
- [Immunofluorescence](#)
- [Immunoprecipitation](#)
- [Flow Cytometry](#)
- [Cell Culture](#)

MED23 Antibody - Images

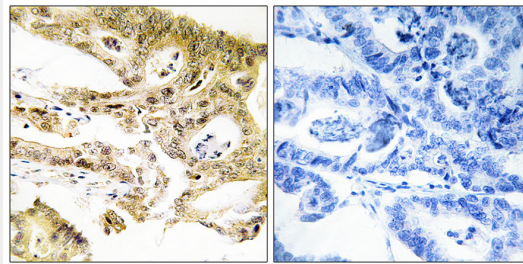


Immunofluorescence analysis of A549 cells, using MED23 antibody.



Western blot analysis of lysate from HeLa cell line, using MED23 Antibody, was diluted at 1:1000. A goat anti-rabbit IgG H&L(HRP) at 1:5000 dilution was used as the secondary antibody. Lysate at

35ug.



Immunohistochemistry analysis of paraffin-embedded human colon carcinoma tissue, using MED23 antibody.

MED23 Antibody - Background

Required for transcriptional activation subsequent to the assembly of the preinitiation complex (By similarity). Component of the Mediator complex, a coactivator involved in the regulated transcription of nearly all RNA polymerase II-dependent genes. Mediator functions as a bridge to convey information from gene-specific regulatory proteins to the basal RNA polymerase II transcription machinery. Mediator is recruited to promoters by direct interactions with regulatory proteins and serves as a scaffold for the assembly of a functional preinitiation complex with RNA polymerase II and the general transcription factors. Required for transcriptional activation by adenovirus E1A protein. Required for ELK1-dependent transcriptional activation in response to activated Ras signaling.

MED23 Antibody - References

Rachez C.,et al.Nature 398:824-828(1999).
Boyer T.G.,et al.Nature 399:276-279(1999).
Ryu S.,et al.Nature 397:446-450(1999).
Kivil A.,et al.Submitted (JAN-2008) to the EMBL/GenBank/DDBJ databases.
Nagase T.,et al.DNA Res. 6:337-345(1999).