

PRMT4/CARM1 Antibody
Purified Mouse Monoclonal Antibody (Mab)
Catalog # AP53279

Specification

PRMT4/CARM1 Antibody - Product Information

Application	IP, WB
Primary Accession	Q86X55
Reactivity	Human, Mouse
Host	Mouse
Clonality	Monoclonal
Isotype	IgG1
Calculated MW	63 KDa

PRMT4/CARM1 Antibody - Additional Information

Gene ID 10498

Other Names

carm1;CARM1_HUMAN;Coactivator associated arginine methyltransferase 1;Coactivator-associated arginine methyltransferase 1;Histone arginine methyltransferase CARM 1; Histone arginine methyltransferase CARM1;Histone-arginine methyltransferase CARM1;PRMT 4;PRMT4;Protein arginine methyltransferase;Protein arginine N methyltransferase 4; Protein arginine N-methyltransferase 4.

Dilution

IP~~1:500
WB~~1:200-1:500

Format

Purified mouse monoclonal in buffer containing 0.1M Tris-Glycine(pH 7.4,150 mM NaCl)with 0.09% (W/V) sodium azide,0.1mg/mlBSA and 50% glycerol.

Storage

Store at -20 °C.Stable for 12 months from date of receipt

PRMT4/CARM1 Antibody - Protein Information

Name CARM1

Synonyms PRMT4

Function

Methylates (mono- and asymmetric dimethylation) the guanidino nitrogens of arginyl residues in several proteins involved in DNA packaging, transcription regulation, pre-mRNA splicing, and mRNA stability (PubMed:12237300, PubMed:16497732, PubMed:19405910)

target="_blank">19405910). Recruited to promoters upon gene activation together with histone acetyltransferases from EP300/P300 and p160 families, methylates histone H3 at 'Arg-17' (H3R17me), forming mainly asymmetric dimethylarginine (H3R17me2a), leading to activates transcription via chromatin remodeling (PubMed:12237300, PubMed:16497732, PubMed:19405910). During nuclear hormone receptor activation and TCF7L2/TCF4 activation, acts synergically with EP300/P300 and either one of the p160 histone acetyltransferases NCOA1/SRC1, NCOA2/GRIP1 and NCOA3/ACTR or CTNNB1/beta-catenin to activate transcription (By similarity). During myogenic transcriptional activation, acts together with NCOA3/ACTR as a coactivator for MEF2C (By similarity). During monocyte inflammatory stimulation, acts together with EP300/P300 as a coactivator for NF-kappa-B (By similarity). Acts as a coactivator for PPARG, promotes adipocyte differentiation and the accumulation of brown fat tissue (By similarity). Plays a role in the regulation of pre-mRNA alternative splicing by methylation of splicing factors (By similarity). Also seems to be involved in p53/TP53 transcriptional activation (By similarity). Methylates EP300/P300, both at 'Arg-2142', which may loosen its interaction with NCOA2/GRIP1, and at 'Arg-580' and 'Arg-604' in the KIX domain, which impairs its interaction with CREB and inhibits CREB-dependent transcriptional activation (PubMed:15731352). Also methylates arginine residues in RNA-binding proteins PABPC1, ELAVL1 and ELAV4, which may affect their mRNA- stabilizing properties and the half-life of their target mRNAs (By similarity). Acts as a transcriptional coactivator of ACACA/acetyl-CoA carboxylase by enriching H3R17 methylation at its promoter, thereby positively regulating fatty acid synthesis (By similarity). Independently of its methyltransferase activity, involved in replication fork progression: promotes PARP1 recruitment to replication forks, leading to poly-ADP-ribosylation of chromatin at replication forks and reduced fork speed (PubMed:33412112).

Cellular Location

Nucleus. Cytoplasm. Chromosome. Note=Mainly nuclear during the G1, S and G2 phases of the cell cycle (PubMed:19843527). Cytoplasmic during mitosis, after breakup of the nuclear membrane (PubMed:19843527) Localizes to replication forks (PubMed:33412112)

Tissue Location


Overexpressed in prostate adenocarcinomas and high- grade prostatic intraepithelial neoplasia

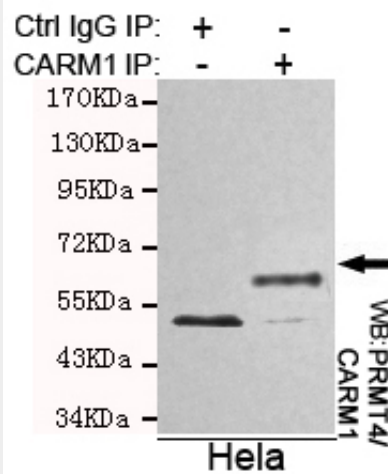
PRMT4/CARM1 Antibody - Protocols

Provided below are standard protocols that you may find useful for product applications.

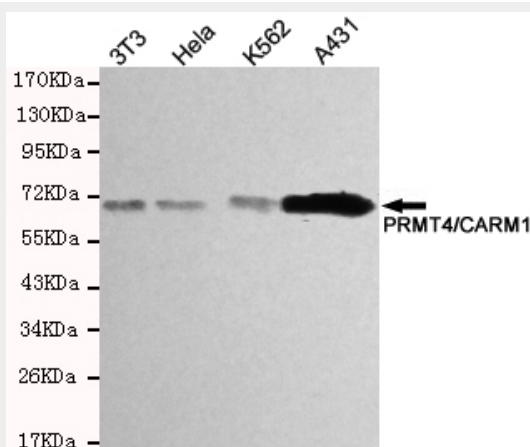
- [Western Blot](#)
- [Blocking Peptides](#)
- [Dot Blot](#)
- [Immunohistochemistry](#)
- [Immunofluorescence](#)
- [Immunoprecipitation](#)
- [Flow Cytometry](#)
- [Cell Culture](#)

PRMT4/CARM1 Antibody - Images





Immunoprecipitation analysis of HeLa cell lysates using PRMT4/CARM1 mouse mAb.



Western blot detection of PRMT4/CARM1 in HeLa, A431 and K562 cell lysates using PRMT4/CARM1 mouse mAb (1:200-1:500 diluted). Predicted band size: 63KDa. Observed band size: 63KDa.

PRMT4/CARM1 Antibody - Background

Methylates (mono- and asymmetric dimethylation) the guanidino nitrogens of arginyl residues in several proteins involved in DNA packaging, transcription regulation, pre-mRNA splicing, and mRNA stability. Recruited to promoters upon gene activation together with histone acetyltransferases from EP300/P300 and p160 families, methylates histone H3 at 'Arg-17' (H3R17me), forming mainly asymmetric dimethylarginine (H3R17me2a), leading to activate transcription via chromatin remodeling. During nuclear hormone receptor activation and TCF7L2/TCF4 activation, acts synergically with EP300/P300 and either one of the p160 histone acetyltransferases NCOA1/SRC1, NCOA2/GRIP1 and NCOA3/ACTR or CTNNB1/beta-catenin to activate transcription. During myogenic transcriptional activation, acts together with NCOA3/ACTR as a coactivator for MEF2C. During monocyte inflammatory stimulation, acts together with EP300/P300 as a coactivator for NF-kappa-B. Acts as coactivator for PPARG, promotes adipocyte differentiation and the accumulation of brown fat tissue. Plays a role in the regulation of pre-mRNA alternative splicing by methylation of splicing factors. Also seems to be involved in p53/TP53 transcriptional activation. Methylates EP300/P300, both at 'Arg-2142', which may loosen its interaction with NCOA2/GRIP1, and at 'Arg-580' and 'Arg-604' in the KIX domain, which impairs its interaction with CREB and inhibits CREB-dependent transcriptional activation. Also methylates arginine residues in RNA-binding proteins PABPC1, ELAVL1 and ELAV4, which may affect their mRNA- stabilizing properties and the half-life of their target mRNAs.

PRMT4/CARM1 Antibody - References

Grimwood J.,et al.Nature 428:529-535(2004).
Mural R.J.,et al.Submitted (JUL-2005) to the EMBL/GenBank/DDBJ databases.
Bechtel S.,et al.BMC Genomics 8:399-399(2007).
Li H.,et al.J. Biol. Chem. 277:44623-44630(2002).
Hong H.,et al.Cancer 101:83-89(2004).