

SCRN2 Antibody
Catalog # ASC11169**Specification**

SCRN2 Antibody - Product Information

Application	WB, ICC, IF
Primary Accession	Q96FV2
Other Accession	EAW94970 , 119615376
Reactivity	Human, Mouse, Rat
Host	Rabbit
Clonality	Polyclonal
Isotype	IgG
Application Notes	SCRN2 antibody can be used for detection of SCR2 by Western blot at 0.5 - 1 µg/mL. Antibody can also be used for immunocytochemistry starting at 20 µg/mL. For immunofluorescence start at 20 µg/mL.

SCRN2 Antibody - Additional Information

Gene ID	90507
Target/Specificity	
SCRN2;	

Reconstitution & Storage

SCRN2 antibody can be stored at 4°C for three months and -20°C, stable for up to one year. As with all antibodies care should be taken to avoid repeated freeze thaw cycles. Antibodies should not be exposed to prolonged high temperatures.

Precautions

SCRN2 Antibody is for research use only and not for use in diagnostic or therapeutic procedures.

SCRN2 Antibody - Protein Information

Name SCR2

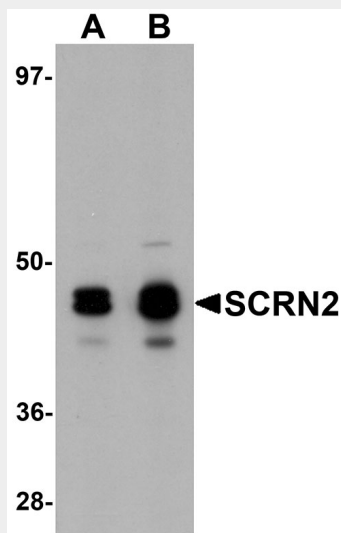
SCRN2 Antibody - Protocols

Provided below are standard protocols that you may find useful for product applications.

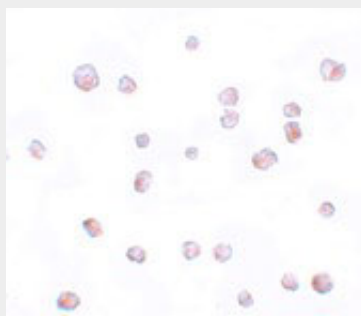
- [Western Blot](#)
- [Blocking Peptides](#)
- [Dot Blot](#)
- [Immunohistochemistry](#)
- [Immunofluorescence](#)

- [Immunoprecipitation](#)
- [Flow Cytometry](#)
- [Cell Culture](#)

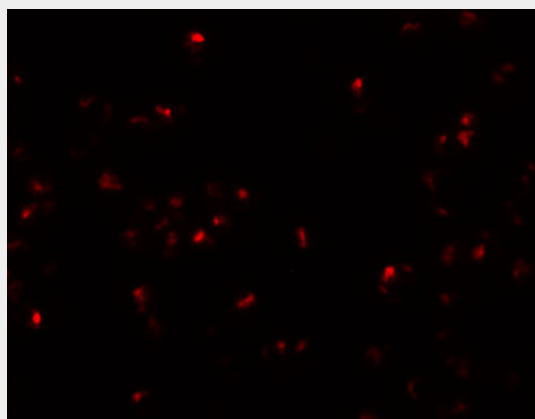
SCRN2 Antibody - Images



Western blot analysis of SCRN2 in 293 cell tissue lysate with SCRN2 antibody at (A) 0.5 and (B) 1 µg/mL.



Immunocytochemistry of SCRN2 in 293 cells with SCRN2 antibody at 20 µg/mL.



Immunofluorescence of SCRN2 in 293 cells with SCRN2 antibody at 20 µg/mL.

SCRN2 Antibody - Background

SCRN2 Antibody: SCRN2 is a member of the secernin family of proteins which includes the

homologous SCRN1, a protein that was first identified as being involved in the regulation of exocytosis from peritoneal mast cells. Little is known of SCRN2, but studies have shown that SCRN1 may possess epitopes that function as tumor-associated antigens in gastric cancers and increased SCRN1 expression in patients with colorectal cancer correlated with poor prognosis, suggesting that SCRN2 may also be involved in protein secretion or the regulation of cell growth.

SCRN2 Antibody - References

Way G, Morrice N, Smythe C, et al. Purification and identification of Secernin, a novel cytosolic protein that regulates exocytosis in mast cells. *Mol. Biol. Cell* 2002; 13:3344-54.
Suda T, Tsunoda T, Uchida N, et al. Identification of secernin 1 as a novel immunotherapy target for gastric cancer using the expression profiles of cDNA microarray. *Cancer Sci.* 2006; 97:411-9.
Miyoshi N, Ishii H, Mimori K, et al. SCRN1 is a novel marker for prognosis in colorectal cancer. *J. Surg. Oncol.* 2010; 101:156-9.