

FXYP7 Antibody
Catalog # ASC11369**Specification**

FXYP7 Antibody - Product Information

Application	WB, IHC, IF
Primary Accession	P58549
Other Accession	AAH18619 , 11612659
Reactivity	Human, Mouse, Rat
Host	Rabbit
Clonality	Polyclonal
Isotype	IgG
Application Notes	FXYP7 antibody can be used for detection of FXYP7 by Western blot at 1 µg/mL. Antibody can also be used for immunohistochemistry starting at 2.5 µg/mL. For immunofluorescence start at 20 µg/mL.

FXYP7 Antibody - Additional InformationGene ID **53822****Target/Specificity**

FXYP7; FXYP7 antibody is human, mouse and rat reactive. FXYP7 antibody is predicted to not react with other members of the FXDY protein family

Reconstitution & Storage

FXYP7 antibody can be stored at 4°C for three months and -20°C, stable for up to one year. As with all antibodies care should be taken to avoid repeated freeze thaw cycles. Antibodies should not be exposed to prolonged high temperatures.

Precautions

FXYP7 Antibody is for research use only and not for use in diagnostic or therapeutic procedures.

FXYP7 Antibody - Protein Information**Name** FXYP7**Cellular Location**

Membrane; Single-pass membrane protein

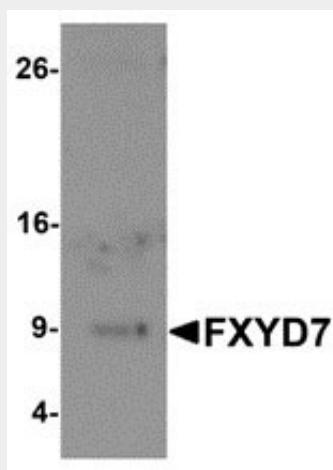
FXYP7 Antibody - Protocols

Provided below are standard protocols that you may find useful for product applications.

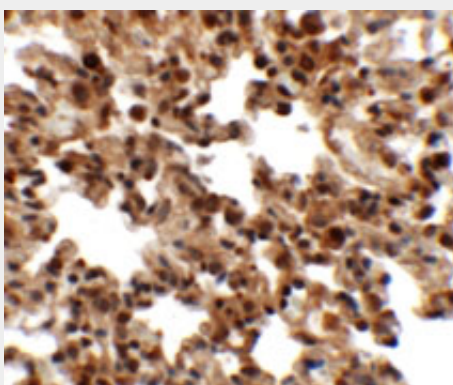
- [Western Blot](#)

- [Blocking Peptides](#)
- [Dot Blot](#)
- [Immunohistochemistry](#)
- [Immunofluorescence](#)
- [Immunoprecipitation](#)
- [Flow Cytometry](#)
- [Cell Culture](#)

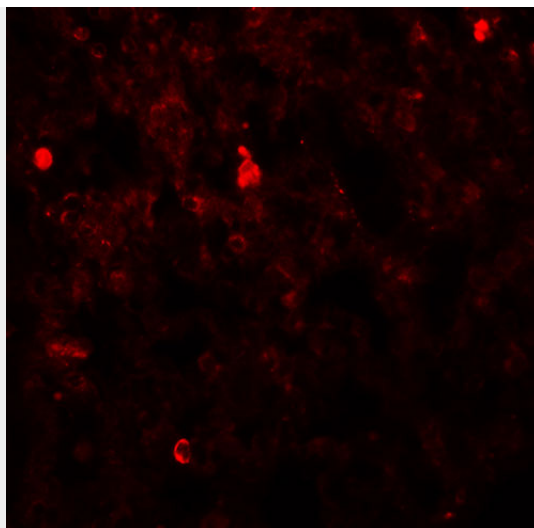
FXYP7 Antibody - Images



Western blot analysis of FXYP7 in human lung tissue lysate with FXYP7 antibody at 1 μ g/mL.



Immunohistochemistry of FXYP7 in rat lung tissue with FXYP7 antibody at 2.5 μ g/mL.



Immunofluorescence of FXYD4 in rat lung tissue with FXYD4 antibody at 20 μ g/mL.

FXYD7 Antibody - Background

FXYD7 Antibody: FXYD7 is a member of a family of small membrane proteins that share a 35-amino acid signature sequence domain, beginning with the sequence PFXYD and containing seven invariant and six highly conserved amino acids. The FXYD proteins are tissue-specific regulators of Na, K-ATPase, with FXYD7 initially identified as a brain-specific member. FXYD7 interacts with Na, K-ATPase through its transmembrane domain and is thought to influence the affinity of Na, K-ATPase for external K⁺ and Na⁺ ions. Other members of the FXDY family have similar functions: FXYD2 regulates the properties of Na, K-ATPase, while FXYD1 (phospholemman), FXYD3 (MAT-8), FXYD4 (CHIF), and FXYD5 (RIC) have been shown to induce channel activity in experimental expression systems.

FXYD7 Antibody - References

Beguín P, Crambert G, Monnet-Tschudi F, et al. FXYD7 is a brain-specific regulator of Na,K-ATPase α 1- β isozymes. *EMBO J.* 2002; 21:3264-73
Crambert G and Geering K. FXYD proteins: new tissue-specific regulators of the ubiquitous Na,K-ATPase. *Sci. STKE* 2003; 2003 (166):RE1.
Li C, Crambert G, Thuillard D, et al. role of the transmembrane domain of FXYD7 in structural and functional interactions with Na,K-ATPase. *J. Biol. Chem.* 2005; 280:42738-43.