10320 Camino Santa Fe, Suite G
San Diego, CA 92121
Tel: 858.875.1900 Fax: 858.875.1999

ARTS-1 Antibody (monoclonal) (M01)

Mouse monoclonal antibody raised against a partial recombinant ARTS-1.
Catalog # AT1203a

Specification

ARTS-1 Antibody (monoclonal) (M01) - Product Information

Application	**WB, E**
Primary Accession	Q9NZ08
Other Accession	BC030775
Reactivity	**Human**
Host	**mouse**
Clonality	**Monoclonal**
Isotype	**IgG1 Kappa**
Calculated MW	**107235**

ARTS-1 Antibody (monoclonal) (M01) - Additional Information

Gene ID 51752

Other Names
Endoplasmic reticulum aminopeptidase 1, 3411-, ARTS-1, Adipocyte-derived leucine aminopeptidase, A-LAP, Aminopeptidase PILS, Puromycin-insensitive leucyl-specific aminopeptidase, PILS-AP, Type 1 tumor necrosis factor receptor shedding aminopeptidase regulator, ERAP1, APPILS, ARTS1, KIAA0525

Target/Specificity
ARTS-1 (AAH30775, 832 a.a. ~ 941 a.a) partial recombinant protein with GST tag. MW of the GST tag alone is 26 KDa.

Dilution
WB~~1:500~1000

Format
Clear, colorless solution in phosphate buffered saline, pH 7.2 .

Storage
Store at -20°C or lower. Aliquot to avoid repeated freezing and thawing.

Precautions
ARTS-1 Antibody (monoclonal) (M01) is for research use only and not for use in diagnostic or therapeutic procedures.

ARTS-1 Antibody (monoclonal) (M01) - Protocols

Provided below are standard protocols that you may find useful for product applications.

- Western Blot

10320 Camino Santa Fe, Suite G
San Diego, CA 92121
Tel: 858.875.1900 Fax: 858.875.1999

- Blocking Peptides
- Dot Blot
- Immunohistochemistry
- Immunofluorescence
- Immunoprecipitation
- Flow Cytomety
- Cell Culture

ARTS-1 Antibody (monoclonal) (M01) - Images

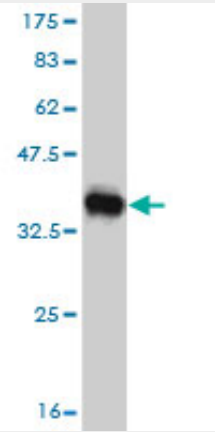

Antibody Reactive Against Recombinant Protein.Western Blot detection against Immunogen (37.73 KDa) .

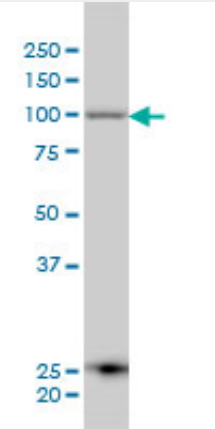

ARTS-1 monoclonal antibody (M01), clone 4H8 Western Blot analysis of ARTS-1 expression in A-431 ((Cat # AT1203a)

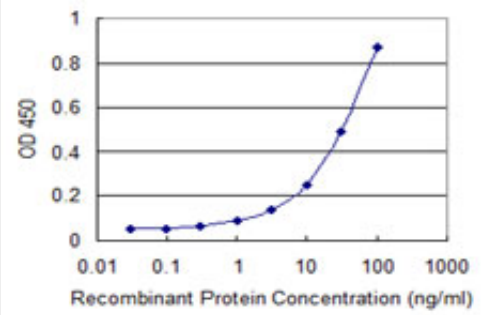

Detection limit for recombinant GST tagged ERAP1 is 0.3 ng/ml as a capture antibody.

10320 Camino Santa Fe, Suite G
San Diego, CA 92121
Tel: 858.875.1900 Fax: 858.875.1999

ARTS-1 Antibody (monoclonal) (M01) - Background

Aminopeptidases play a role in the metabolism of several peptides that may be involved in blood pressure and the pathogenesis of essential hypertension (MIM 145500). Adipocyte-derived leucine aminopeptidase (ALAP) is a member of the M1 family of zinc metallopeptidases.

ARTS-1 Antibody (monoclonal) (M01) - References

Variation at the NFATC2 Locus Increases the Risk of Thiazolinedinedione-Induced Edema in the Diabetes REduction Assessment with ramipril and rosiglitazone Medication (DREAM) Study. Bailey SD, et al. Diabetes Care, 2010 Jul 13. PMID 20628086.Serum cytokine receptors in ankylosing spondylitis: relationship to inflammatory markers and endoplasmic reticulum aminopeptidase polymorphisms. Haroon N, et al. J Rheumatol, 2010 Sep. PMID 20595269.Placental leucine aminopeptidase efficiently generates mature antigenic peptides in vitro but in patterns distinct from endoplasmic reticulum aminopeptidase 1. Georgiadou D, et al. J Immunol, 2010 Aug 1. PMID 20592285.Distinct molecular mechanisms leading to deficient expression of ER-resident aminopeptidases in melanoma. Kamphausen E, et al. Cancer Immunol Immunother, 2010 Aug. PMID 20419298.Personalized smoking cessation: interactions between nicotine dose, dependence and quit-success genotype score. Rose JE, et al. Mol Med, 2010 Jul-Aug. PMID 20379614.