10320 Camino Santa Fe, Suite G
San Diego, CA 92121
Tel: 858.875.1900 Fax: 858.875.1999

BDNF Antibody (monoclonal) (M02)

Mouse monoclonal antibody raised against a full-length recombinant BDNF.
Catalog # AT1290a

Specification

BDNF Antibody (monoclonal) (M02) - Product Information

Application	**IF, IP, WB**
Primary Accession	P23560
Other Accession	BC029795
Reactivity	**Human**
Host	**mouse**
Clonality	**Monoclonal**
Isotype	**IgG2a Kappa**
Calculated MW	**27818**

BDNF Antibody (monoclonal) (M02) - Additional Information

Gene ID 627

Other Names
Brain-derived neurotrophic factor, BDNF, Abrineurin, BDNF

Target/Specificity
BDNF (AAH29795, 1 a.a. ~ 247 a.a) full-length recombinant protein with GST tag. MW of the GST tag alone is 26 KDa.

Dilution
WB~~1:500~1000

Format
Clear, colorless solution in phosphate buffered saline, pH 7.2 .

Storage
Store at -20°C or lower. Aliquot to avoid repeated freezing and thawing.

Precautions
BDNF Antibody (monoclonal) (M02) is for research use only and not for use in diagnostic or therapeutic procedures.

BDNF Antibody (monoclonal) (M02) - Protocols

Provided below are standard protocols that you may find useful for product applications.

- Western Blot
- Blocking Peptides
- Dot Blot
- Immunohistochemistry

10320 Camino Santa Fe, Suite G
San Diego, CA 92121
Tel: 858.875.1900 Fax: 858.875.1999

- Immunofluorescence
- Immunoprecipitation
- Flow Cytomety
- Cell Culture

BDNF Antibody (monoclonal) (M02) - Images

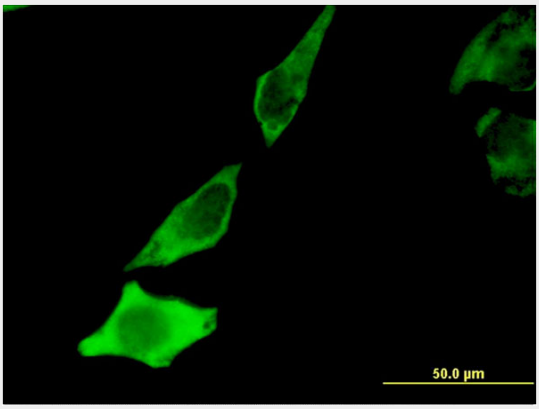

Immunofluorescence of monoclonal antibody to BDNF on HeLa cell . [antibody concentration 10 ug/ml]

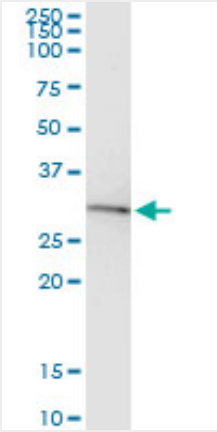

Immunoprecipitation of BDNF transfected lysate using anti-BDNF monoclonal antibody and Protein A Magnetic Bead (U0007), and immunoblotted with BDNF monoclonal antibody.

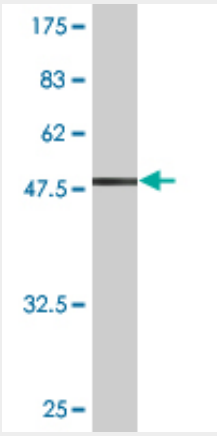

Antibody Reactive Against Recombinant Protein.Western Blot detection against Immunogen (52.91 KDa) .

10320 Camino Santa Fe, Suite G
San Diego, CA 92121
Tel: 858.875.1900 Fax: 858.875.1999

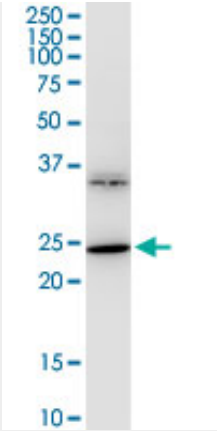

BDNF monoclonal antibody (M02), clone 1B10. Western Blot analysis of BDNF expression in IMR-32.



Western Blot analysis of BDNF expression in transfected 293T cell line by BDNF monoclonal antibody (M02), clone 1B10.

Lane 1: BDNF transfected lysate(28.9 KDa).
Lane 2: Non-transfected lysate.