

BOLL Antibody (monoclonal) (M09)**Mouse monoclonal antibody raised against a partial recombinant BOLL.****Catalog # AT1309a****Specification**

BOLL Antibody (monoclonal) (M09) - Product Information

Application	WB, E
Primary Accession	Q8N9W6
Other Accession	NM_033030
Reactivity	Human
Host	mouse
Clonality	Monoclonal
Isotype	IgG2a Kappa
Calculated MW	31301

BOLL Antibody (monoclonal) (M09) - Additional Information**Gene ID** 66037**Other Names**

Protein boule-like, BOLL, BOULE

Target/Specificity

BOLL (NP_149019, 185 a.a. ~ 283 a.a) partial recombinant protein with GST tag. MW of the GST tag alone is 26 KDa.

Dilution

WB~~1:500~1000

Format

Clear, colorless solution in phosphate buffered saline, pH 7.2 .

Storage

Store at -20°C or lower. Aliquot to avoid repeated freezing and thawing.

Precautions

BOLL Antibody (monoclonal) (M09) is for research use only and not for use in diagnostic or therapeutic procedures.

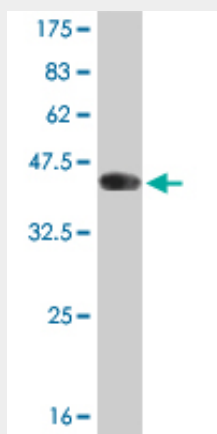
BOLL Antibody (monoclonal) (M09) - Protocols

Provided below are standard protocols that you may find useful for product applications.

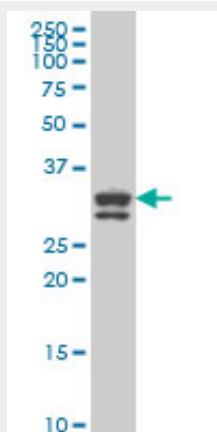
- [Western Blot](#)
- [Blocking Peptides](#)
- [Dot Blot](#)
- [Immunohistochemistry](#)

- [Immunofluorescence](#)
- [Immunoprecipitation](#)
- [Flow Cytometry](#)
- [Cell Culture](#)

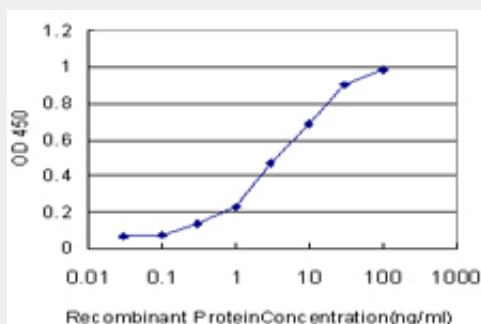
BOLL Antibody (monoclonal) (M09) - Images



Antibody Reactive Against Recombinant Protein. Western Blot detection against Immunogen (36.63 KDa) .



BOLL monoclonal antibody (M09), clone 1A7 Western Blot analysis of BOLL expression in HeLa S3 NE ((Cat # AT1309a)



Detection limit for recombinant GST tagged BOLL is approximately 0.3ng/ml as a capture antibody.

BOLL Antibody (monoclonal) (M09) - Background

This gene belongs to the DAZ gene family required for germ cell development. It encodes an RNA-binding protein which is more similar to Drosophila Boule than to human proteins encoded by genes DAZ (deleted in azoospermia) or DAZL (deleted in azoospermia-like). Loss of this gene function results in the absence of sperm in semen (azoospermia). Histological studies demonstrated that the primary defect is at the meiotic G2/M transition. Two alternatively spliced transcript variants encoding distinct isoforms have been found for this gene.

BOLL Antibody (monoclonal) (M09) - References

Human DAZL, DAZ and BOULE genes modulate primordial germ-cell and haploid gamete formation. Kee K, et al. Nature, 2009 Nov 12. PMID 19865085. Posttranscriptional regulation of CDC25A by BOLL is a conserved fertility mechanism essential for human spermatogenesis. Lin YM, et al. J Clin Endocrinol Metab, 2009 Jul. PMID 19417033. Phenotypic expression of partial AZFc deletions is independent of the variations in DAZL and BOULE in a Han population. Chen P, et al. J Androl, 2010 Mar-Apr. PMID 19342699. Susceptibility loci for intracranial aneurysm in European and Japanese populations. Bilguvar K, et al. Nat Genet, 2008 Dec. PMID 18997786. Association of three isoforms of the meiotic BOULE gene with spermatogenic failure in infertile men. Kostova E, et al. Mol Hum Reprod, 2007 Feb. PMID 17114206.