

BRRN1 Antibody (monoclonal) (M01)**Mouse monoclonal antibody raised against a partial recombinant BRRN1.****Catalog # AT1313a****Specification**

BRRN1 Antibody (monoclonal) (M01) - Product Information

Application	WB, E
Primary Accession	Q15003
Other Accession	BC024211
Reactivity	Human
Host	mouse
Clonality	Monoclonal
Isotype	IgG1 kappa
Calculated MW	82563

BRRN1 Antibody (monoclonal) (M01) - Additional Information**Gene ID** 23397**Other Names**

Condensin complex subunit 2, Barren homolog protein 1, Chromosome-associated protein H, hCAP-H, Non-SMC condensin I complex subunit H, XCAP-H homolog, NCAPH, BRRN, BRRN1, CAPH, KIAA0074

Target/Specificity

BRRN1 (AAH24211, 645 a.a. ~ 741 a.a) partial recombinant protein with GST tag. MW of the GST tag alone is 26 KDa.

Dilution

WB~~1:500~1000

Format

Clear, colorless solution in phosphate buffered saline, pH 7.2 .

Storage

Store at -20°C or lower. Aliquot to avoid repeated freezing and thawing.

Precautions

BRRN1 Antibody (monoclonal) (M01) is for research use only and not for use in diagnostic or therapeutic procedures.

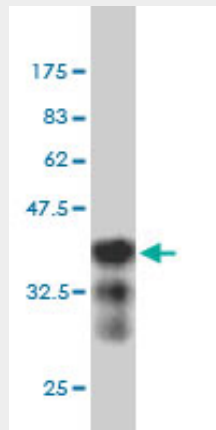
BRRN1 Antibody (monoclonal) (M01) - Protocols

Provided below are standard protocols that you may find useful for product applications.

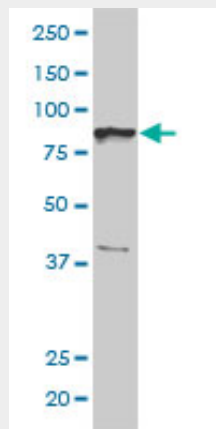
- [Western Blot](#)
- [Blocking Peptides](#)

- [Dot Blot](#)
- [Immunohistochemistry](#)
- [Immunofluorescence](#)
- [Immunoprecipitation](#)
- [Flow Cytometry](#)
- [Cell Culture](#)

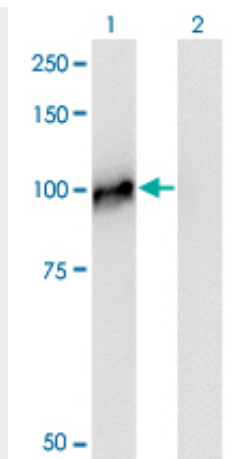
BRRN1 Antibody (monoclonal) (M01) - Images



Antibody Reactive Against Recombinant Protein. Western Blot detection against Immunogen (36.3 KDa) .



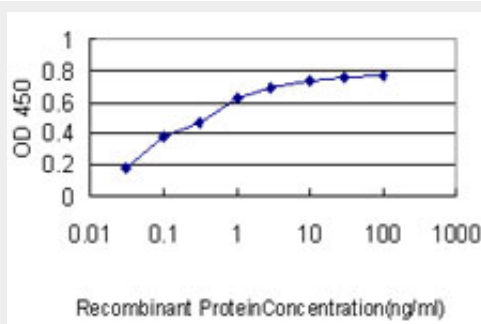
BRRN1 monoclonal antibody (M01), clone 1C9 Western Blot analysis of BRRN1 expression in Jurkat (Cat # AT1313a)



Western Blot analysis of NCAPH expression in transfected 293T cell line by NCAPH monoclonal antibody (M01), clone 1C9.

Lane 1: NCAPH transfected lysate (Predicted MW: 82.5 KDa).

Lane 2: Non-transfected lysate.



Detection limit for recombinant GST tagged BRRN1 is approximately 0.03ng/ml as a capture antibody.

BRRN1 Antibody (monoclonal) (M01) - Background

This gene encodes a member of the barr gene family and a regulatory subunit of the condensin complex. This complex is required for the conversion of interphase chromatin into condensed chromosomes. The protein encoded by this gene is associated with mitotic chromosomes, except during the early phase of chromosome condensation. During interphase, the protein has a distinct punctate nucleolar localization.

BRRN1 Antibody (monoclonal) (M01) - References

Toward a confocal subcellular atlas of the human proteome. Barbe L, et al. Mol Cell Proteomics, 2008 Mar. PMID 18029348. A probability-based approach for high-throughput protein phosphorylation analysis and site localization. Beausoleil SA, et al. Nat Biotechnol, 2006 Oct. PMID 16964243. Phosphoproteome analysis of the human mitotic spindle. Nousiainen M, et al. Proc Natl Acad Sci U S A, 2006 Apr 4. PMID 16565220. Condensin I interacts with the PARP-1-XRCC1 complex and functions in DNA single-strand break repair. Heale JT, et al. Mol Cell, 2006 Mar 17. PMID 16543152. The status, quality, and expansion of the NIH full-length cDNA project: the Mammalian Gene Collection (MGC). Gerhard DS, et al. Genome Res, 2004 Oct. PMID 15489334.