10320 Camino Santa Fe, Suite G
San Diego, CA 92121
Tel: 858.875.1900 Fax: 858.875.1999

C13orf24 Antibody (monoclonal) (M02)

Mouse monoclonal antibody raised against a partial recombinant C13orf24.
Catalog # AT1328a

Specification

C13orf24 Antibody (monoclonal) (M02) - Product Information

Application	**IF, WB, IHC, E**
Primary Accession	Q8WXW3
Other Accession	NM_006346
Reactivity	**Human**
Host	**mouse**
Clonality	**Monoclonal**
Isotype	**IgG1 Kappa**
Calculated MW	**89805**

C13orf24 Antibody (monoclonal) (M02) - Additional Information

Gene ID 10464

Other Names
Progesterone-induced-blocking factor 1, PIBF1, C13orf24, PIBF

Target/Specificity
C13orf24 (NP_006337, 660 a.a. ~ 755 a.a) partial recombinant protein with GST tag. MW of the GST tag alone is 26 KDa.

Dilution
WB~~1:500~1000

Format
Clear, colorless solution in phosphate buffered saline, pH 7.2 .

Storage
Store at -20°C or lower. Aliquot to avoid repeated freezing and thawing.

Precautions
C13orf24 Antibody (monoclonal) (M02) is for research use only and not for use in diagnostic or therapeutic procedures.

C13orf24 Antibody (monoclonal) (M02) - Protocols

Provided below are standard protocols that you may find useful for product applications.

- Western Blot
- Blocking Peptides
- Dot Blot
- Immunohistochemistry

10320 Camino Santa Fe, Suite G
San Diego, CA 92121
Tel: 858.875.1900 Fax: 858.875.1999

- Immunofluorescence
- Immunoprecipitation
- Flow Cytomety
- Cell Culture

C13orf24 Antibody (monoclonal) (M02) - Images

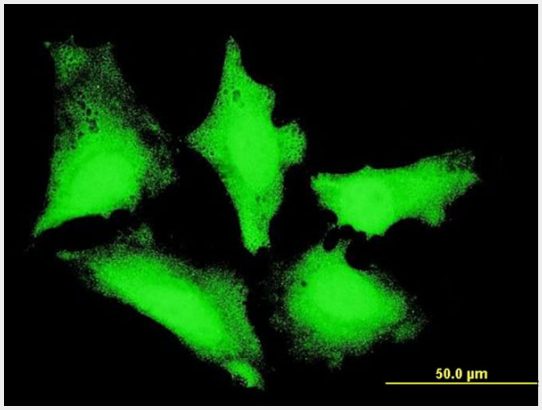

Immunofluorescence of monoclonal antibody to PIBF1 on HeLa cell . [antibody concentration 10 ug/ml]

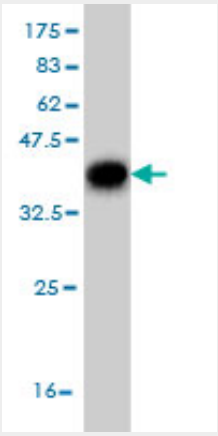

Antibody Reactive Against Recombinant Protein.Western Blot detection against Immunogen (36.3 KDa) .

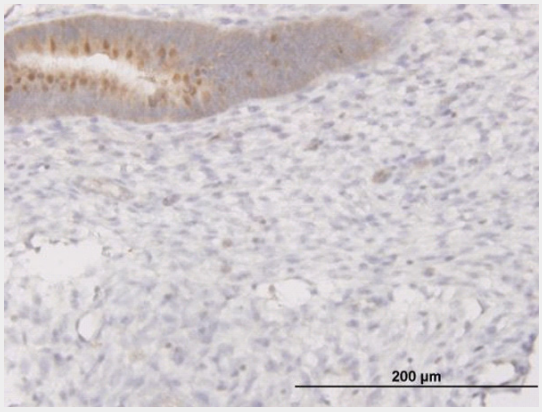

Immunoperoxidase of monoclonal antibody to C13orf24 on formalin-fixed paraffin-embedded human endometrium. [antibody concentration 1 ug/ml]

10320 Camino Santa Fe, Suite G
San Diego, CA 92121
Tel: 858.875.1900 Fax: 858.875.1999

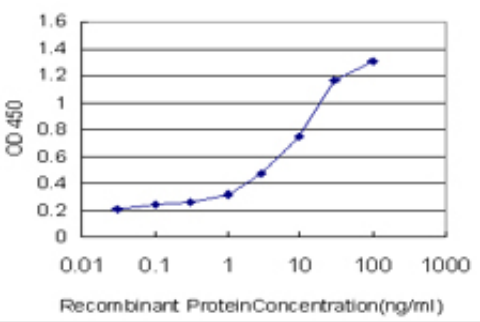

Detection limit for recombinant GST tagged C13orf24 is approximately 0.03ng/ml as a capture antibody.

C13orf24 Antibody (monoclonal) (M02) - References

Genetic variants at CD28, PRDM1 and CD2/CD58 are associated with rheumatoid arthritis risk. Raychaudhuri S, et al. Nat Genet, 2009 Dec. PMID 19898481.Progesterone-induced blocking factor (PIBF) modulates cytokine production by lymphocytes from women with recurrent miscarriage or preterm delivery. Raghupathy R, et al. J Reprod Immunol, 2009 Jun. PMID 19371956.Progesterone -induced blocking factor (PIBF) and Th(1)/Th(2) cytokine in women with threatened spontaneous abortion. Hudi? I, et al. J Perinat Med, 2009. PMID 19290853.The progesterone-induced blocking factor modulates the balance of PKC and intracellular Ca. Kozma N, et al. Am J Reprod Immunol, 2006 Feb. PMID 16433831.The status, quality, and expansion of the NIH full-length cDNA project: the Mammalian Gene Collection (MGC). Gerhard DS, et al. Genome Res, 2004 Oct. PMID 15489334.