10320 Camino Santa Fe, Suite G
San Diego, CA 92121
Tel: 858.875.1900 Fax: 858.875.1999

CDADC1 Antibody (monoclonal) (M02)

Mouse monoclonal antibody raised against a partial recombinant CDADC1.
Catalog # AT1454a

Specification

CDADC1 Antibody (monoclonal) (M02) - Product Information

Application	**WB, E**
Primary Accession	Q9BWV3
Other Accession	NM_030911
Reactivity	**Human, Rat**
Host	**mouse**
Clonality	**Monoclonal**
Isotype	**IgG1 Kappa**
Calculated MW	**58455**

CDADC1 Antibody (monoclonal) (M02) - Additional Information

Gene ID 81602

Other Names
Cytidine and dCMP deaminase domain-containing protein 1, Testis development protein NYD-SP15, CDADC1

Target/Specificity
CDADC1 (NP_112173, 423 a.a. ~ 514 a.a) partial recombinant protein with GST tag. MW of the GST tag alone is 26 KDa.

Dilution
WB~~1:500~1000

Format
Clear, colorless solution in phosphate buffered saline, pH 7.2 .

Storage
Store at -20°C or lower. Aliquot to avoid repeated freezing and thawing.

Precautions
CDADC1 Antibody (monoclonal) (M02) is for research use only and not for use in diagnostic or therapeutic procedures.

CDADC1 Antibody (monoclonal) (M02) - Protocols

Provided below are standard protocols that you may find useful for product applications.

- Western Blot
- Blocking Peptides
- Dot Blot

10320 Camino Santa Fe, Suite G
San Diego, CA 92121
Tel: 858.875.1900 Fax: 858.875.1999

- Immunohistochemistry
- Immunofluorescence
- Immunoprecipitation
- Flow Cytomety
- Cell Culture

CDADC1 Antibody (monoclonal) (M02) - Images

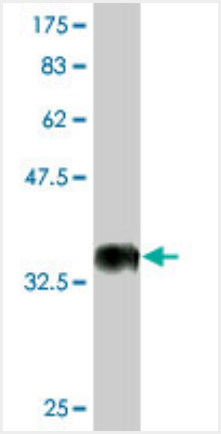

Antibody Reactive Against Recombinant Protein.Western Blot detection against Immunogen (35.86 KDa) .

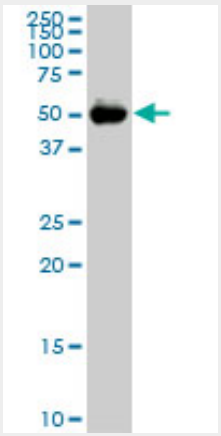

CDADC1 monoclonal antibody (M02), clone 2E8. Western Blot analysis of CDADC1 expression in PC-12 ((Cat # AT1454a)

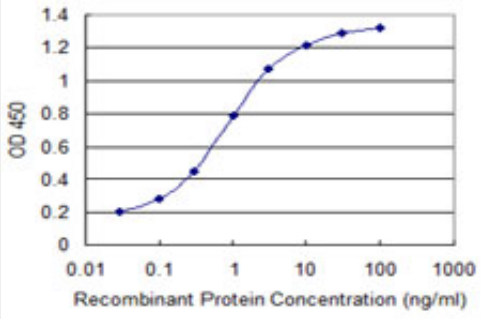

Detection limit for recombinant GST tagged CDADC1 is 0.03 ng/ml as a capture antibody.

CDADC1 Antibody (monoclonal) (M02) - References

NYD-SP15: a novel gene potentially involved in regulating testicular development and spermatogenesis. Liu Q, et al. Biochem Genet, 2006 Oct. PMID 16955368.Diversification of transcriptional modulation: large-scale identification and characterization of putative alternative promoters of human genes. Kimura K, et al. Genome Res, 2006 Jan. PMID 16344560.Generation and initial analysis of more than 15,000 full-length human and mouse cDNA sequences. Strausberg RL, et al. Proc Natl Acad Sci U S A, 2002 Dec 24. PMID 12477932.Insight into hepatocellular carcinogenesis at transcriptome level by comparing gene expression profiles of hepatocellular carcinoma with those of corresponding noncancerous liver. Xu XR, et al. Proc Natl Acad Sci U S A, 2001 Dec 18. PMID 11752456.