10320 Camino Santa Fe, Suite G
San Diego, CA 92121
Tel: 858.875.1900 Fax: 858.875.1999

CHN1 Antibody (monoclonal) (M03)

Mouse monoclonal antibody raised against a partial recombinant CHN1.
Catalog # AT1524a

Specification

CHN1 Antibody (monoclonal) (M03) - Product Information

Application	**WB, E**
Primary Accession	P15882
Other Accession	BC011393
Reactivity	**Human, Mouse, Rat**
Host	**mouse**
Clonality	**Monoclonal**
Isotype	**IgG2a Kappa**
Calculated MW	**53172**

CHN1 Antibody (monoclonal) (M03) - Additional Information

Gene ID 1123

Other Names
N-chimaerin, A-chimaerin, Alpha-chimerin, N-chimerin, NC, Rho GTPase-activating protein 2, CHN1, ARHGAP2, CHN

Target/Specificity
CHN1 (AAH11393, 91 a.a. ~ 200 a.a) partial recombinant protein with GST tag. MW of the GST tag alone is 26 KDa.

Dilution
WB~~1:500~1000

Format
Clear, colorless solution in phosphate buffered saline, pH 7.2 .

Storage
Store at -20°C or lower. Aliquot to avoid repeated freezing and thawing.

Precautions
CHN1 Antibody (monoclonal) (M03) is for research use only and not for use in diagnostic or therapeutic procedures.

CHN1 Antibody (monoclonal) (M03) - Protocols

Provided below are standard protocols that you may find useful for product applications.

- Western Blot
- Blocking Peptides
- Dot Blot

10320 Camino Santa Fe, Suite G
San Diego, CA 92121
Tel: 858.875.1900 Fax: 858.875.1999

- Immunohistochemistry
- Immunofluorescence
- Immunoprecipitation
- Flow Cytomety
- Cell Culture

CHN1 Antibody (monoclonal) (M03) - Images

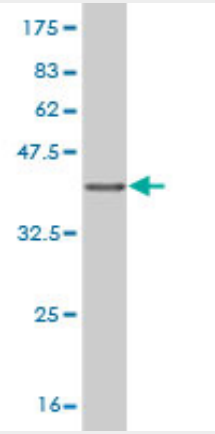

Antibody Reactive Against Recombinant Protein.Western Blot detection against Immunogen (37.84 KDa) .

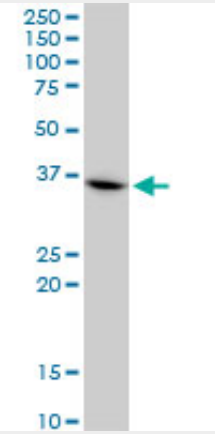

CHN1 monoclonal antibody (M03), clone 3A3. Western Blot analysis of CHN1 expression in HeLa((Cat # AT1524a)

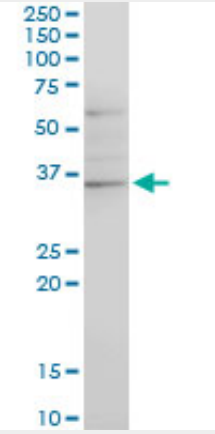

10320 Camino Santa Fe, Suite G
San Diego, CA 92121
Tel: 858.875.1900 Fax: 858.875.1999

CHN1 monoclonal antibody (M03), clone 3A3. Western Blot analysis of CHN1 expression in PC-12((Cat # AT1524a)

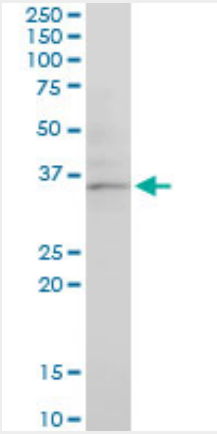

CHN1 monoclonal antibody (M03), clone 3A3. Western Blot analysis of CHN1 expression in NIH/3T3((Cat # AT1524a)

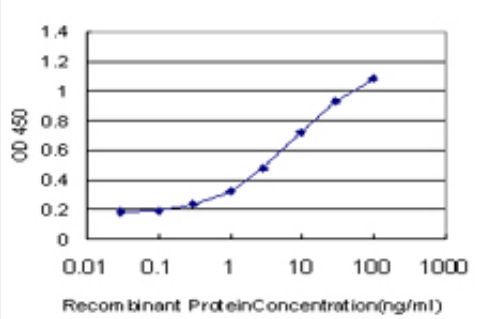

Detection limit for recombinant GST tagged CHN1 is approximately 0.1ng/ml as a capture antibody.

CHN1 Antibody (monoclonal) (M03) - Background

This gene encodes GTPase-activating protein for p21-rac and a phorbol ester receptor. It plays an important role in ocular motor axon pathfinding. Heterozygous missense mutations in this gene cause Duane's retraction syndrome 2 (DURS2). Multiple transcript variants encoding different isoforms have been found for this gene.

CHN1 Antibody (monoclonal) (M03) - References

1.Tsc2-Rheb signaling regulates EphA-mediated axon guidance.Nie D, Di Nardo A, Han JM, Baharanyi H, Kramvis I, Huynh T, Dabora S, Codeluppi S, Pandolfi PP, Pasquale EB, Sahin M.Nat Neurosci. 2010 Jan 10. [Epub ahead of print]