10320 Camino Santa Fe, Suite G
San Diego, CA 92121
Tel: 858.875.1900 Fax: 858.875.1999

CTNS Antibody (monoclonal) (M09)

Mouse monoclonal antibody raised against a partial recombinant CTNS.
Catalog # AT1679a

Specification

CTNS Antibody (monoclonal) (M09) - Product Information

Application	**WB, E**
Primary Accession	O60931
Other Accession	NM_004937
Reactivity	**Human, Mouse, Rat**
Host	**mouse**
Clonality	**Monoclonal**
Isotype	**IgG2a Kappa**
Calculated MW	**41738**

CTNS Antibody (monoclonal) (M09) - Additional Information

Gene ID 1497

Other Names
Cystinosin, CTNS

Target/Specificity
CTNS (NP_004928, 1 a.a. ~ 100 a.a) partial recombinant protein with GST tag. MW of the GST tag alone is 26 KDa.

Dilution
WB~~1:500~1000

Format
Clear, colorless solution in phosphate buffered saline, pH 7.2 .

Storage
Store at -20°C or lower. Aliquot to avoid repeated freezing and thawing.

Precautions
CTNS Antibody (monoclonal) (M09) is for research use only and not for use in diagnostic or therapeutic procedures.

CTNS Antibody (monoclonal) (M09) - Protocols

Provided below are standard protocols that you may find useful for product applications.

- Western Blot
- Blocking Peptides
- Dot Blot
- Immunohistochemistry

10320 Camino Santa Fe, Suite G
San Diego, CA 92121
Tel: 858.875.1900 Fax: 858.875.1999

- Immunofluorescence
- Immunoprecipitation
- Flow Cytomety
- Cell Culture

CTNS Antibody (monoclonal) (M09) - Images

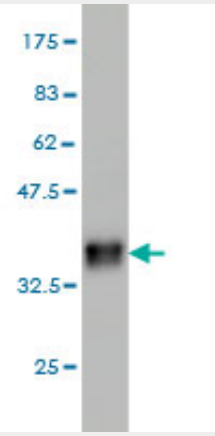

Antibody Reactive Against Recombinant Protein.Western Blot detection against Immunogen (36.74 KDa) .

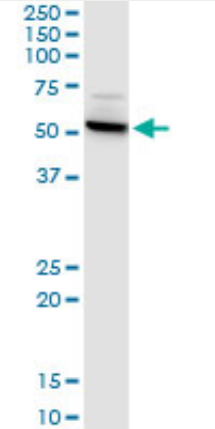

CTNS monoclonal antibody (M09), clone 5G6. Western Blot analysis of CTNS expression in human liver.



CTNS monoclonal antibody (M09), clone 5G6. Western Blot analysis of CTNS expression in PC-12.

10320 Camino Santa Fe, Suite G
San Diego, CA 92121
Tel: 858.875.1900 Fax: 858.875.1999

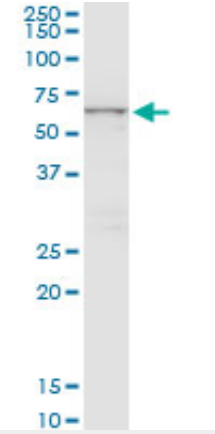

CTNS monoclonal antibody (M09), clone 5G6. Western Blot analysis of CTNS expression in HepG2.

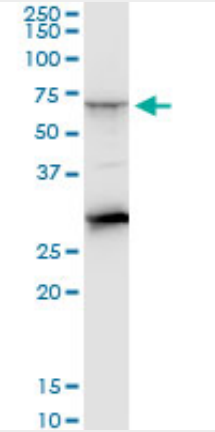

CTNS monoclonal antibody (M09), clone 5G6. Western Blot analysis of CTNS expression in Raw 264.7.

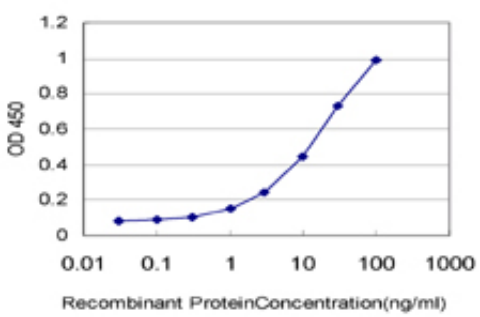

Detection limit for recombinant GST tagged CTNS is approximately 0.3ng/ml as a capture antibody.

CTNS Antibody (monoclonal) (M09) - Background

This gene encodes a seven-transmembrane domain protein that functions to transport cystine out of lysosomes. Its activity is driven by the H+ electrochemical gradient of the lysosomal membrane. Mutations in this gene cause cystinosis, a lysosomal storage disorder. Alternative splicing results in multiple transcript variants.

CTNS Antibody (monoclonal) (M09) - References

1.Modulation of CTNS Gene Expression By Intracellular Thiols.Bellomo F, Corallini S, Pastore A, Palma A, Laurenzi C, Emma F, Taranta A.Free Radic Biol Med. 2010 Jan 14. [Epub ahead of print]