10320 Camino Santa Fe, Suite G
San Diego, CA 92121
Tel: 858.875.1900 Fax: 858.875.1999

CXCR4 Antibody (monoclonal) (M04)

Mouse monoclonal antibody raised against a partial recombinant CXCR4.
Catalog # AT1695a

Specification

CXCR4 Antibody (monoclonal) (M04) - Product Information

Application	**WB, E**
Primary Accession	P61073
Other Accession	BC020968
Reactivity	**Human, Rat**
Host	**mouse**
Clonality	**Monoclonal**
Isotype	**IgG2a Kappa**
Calculated MW	**39746**

CXCR4 Antibody (monoclonal) (M04) - Additional Information

Gene ID 7852

Other Names
C-X-C chemokine receptor type 4, CXC-R4, CXCR-4, FB22, Fusin, HM89, LCR1, Leukocyte-derived seven transmembrane domain receptor, LESTR, Lipopolysaccharide-associated protein 3, LAP-3, LPS-associated protein 3, NPYRL, Stromal cell-derived factor 1 receptor, SDF-1 receptor, CD184, CXCR4

Target/Specificity
CXCR4 (AAH20968, 1 a.a. ~ 46 a.a) partial recombinant protein with GST tag. MW of the GST tag alone is 26 KDa.

Dilution
WB~~1:500~1000

Format
Clear, colorless solution in phosphate buffered saline, pH 7.2 .

Storage
Store at -20°C or lower. Aliquot to avoid repeated freezing and thawing.

Precautions
CXCR4 Antibody (monoclonal) (M04) is for research use only and not for use in diagnostic or therapeutic procedures.

CXCR4 Antibody (monoclonal) (M04) - Protocols

Provided below are standard protocols that you may find useful for product applications.

- Western Blot

10320 Camino Santa Fe, Suite G
San Diego, CA 92121
Tel: 858.875.1900 Fax: 858.875.1999

- Blocking Peptides
- Dot Blot
- Immunohistochemistry
- Immunofluorescence
- Immunoprecipitation
- Flow Cytomety
- Cell Culture

CXCR4 Antibody (monoclonal) (M04) - Images

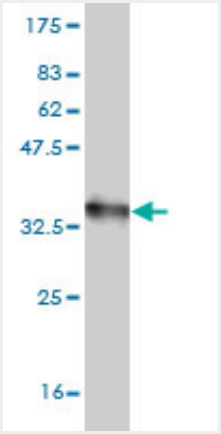

Antibody Reactive Against Recombinant Protein.Western Blot detection against Immunogen (30.8 KDa) .

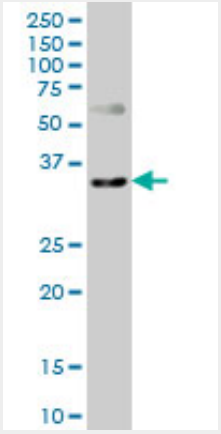

CXCR4 monoclonal antibody (M04), clone 2G9. Western Blot analysis of CXCR4 expression in human colon.

10320 Camino Santa Fe, Suite G
San Diego, CA 92121
Tel: 858.875.1900 Fax: 858.875.1999

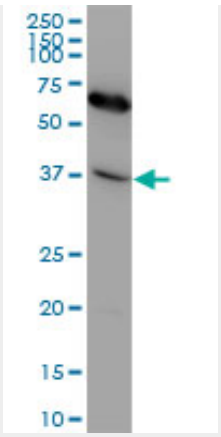

CXCR4 monoclonal antibody (M04), clone 2G9. Western Blot analysis of CXCR4 expression in human intestinal wall.

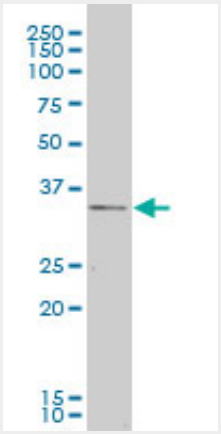

CXCR4 monoclonal antibody (M04), clone 2G9. Western Blot analysis of CXCR4 expression in RIN-m5F.

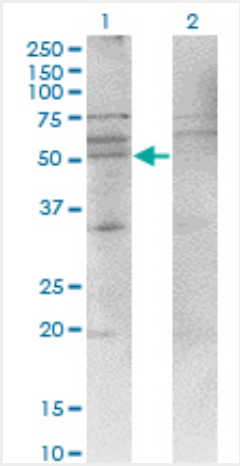

Western Blot analysis of CXCR4 expression in transfected 293T cell line by CXCR4 monoclonal antibody (M04), clone 2G9.

Lane 1: CXCR4 transfected lysate (Predicted MW: 39.7 KDa).
Lane 2: Non-transfected lysate.

10320 Camino Santa Fe, Suite G
San Diego, CA 92121
Tel: 858.875.1900 Fax: 858.875.1999

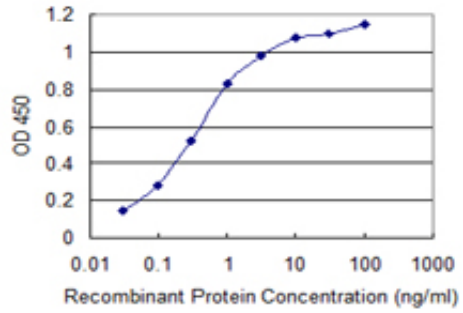

Detection limit for recombinant GST tagged CXCR4 is 0.03 ng/ml as a capture antibody.

CXCR4 Antibody (monoclonal) (M04) - Background

This gene encodes a CXC chemokine receptor specific for stromal cell-derived factor-1. The protein has 7 transmembrane regions and is located on the cell surface. It acts with the CD4 protein to support HIV entry into cells and is also highly expressed in breast cancer cells. Mutations in this gene have been associated with WHIM (warts, hypogammaglobulinemia, infections, and myelokathexis) syndrome. Alternate transcriptional splice variants, encoding different isoforms, have been characterized.

CXCR4 Antibody (monoclonal) (M04) - References

CXCR4/YY1 inhibition impairs VEGF network and angiogenesis during malignancy. de Nigris F, et al. Proc Natl Acad Sci U S A, 2010 Aug 10. PMID 20660740.CXCR4, a potential predictive marker for docetaxel sensitivity in gastric cancer. Xie L, et al. Anticancer Res, 2010 Jun. PMID 20651371.Decreased interstitial FOXP3(+) lymphocytes in usual interstitial pneumonia with discrepancy of CXCL12/CXCR4 axis. Shimizu Y, et al. Int J Immunopathol Pharmacol, 2010 Apr-Jun. PMID 20646340.Variation at the NFATC2 Locus Increases the Risk of Thiazolinedinedione-Induced Edema in the Diabetes REduction Assessment with ramipril and rosiglitazone Medication (DREAM) Study. Bailey SD, et al. Diabetes Care, 2010 Jul 13. PMID 20628086.Differences in donor CXCR4 expression levels are correlated with functional capacity and therapeutic outcome of angiogenic treatment with endothelial colony forming cells. Oh BJ, et al. Biochem Biophys Res Commun, 2010 Aug 6. PMID 20599766.

CXCR4 Antibody (monoclonal) (M04) - Citations

- Inhibition of CXCR4 and CXCR7 for reduction of cell proliferation and invasion in human endometrial cancer.