

DPH2 Antibody (monoclonal) (M02)**Mouse monoclonal antibody raised against a partial recombinant DPH2.****Catalog # AT1813a****Specification**

DPH2 Antibody (monoclonal) (M02) - Product Information

Application	IF, WB, E
Primary Accession	O9BOC3
Other Accession	NM_001384
Reactivity	Human, Rat
Host	mouse
Clonality	Monoclonal
Isotype	IgG2a Kappa
Calculated MW	52083

DPH2 Antibody (monoclonal) (M02) - Additional Information**Gene ID** 1802**Other Names**

Diphthamide biosynthesis protein 2, DPH2 homolog, HsDph2, Diphthamide biosynthesis protein 2 homolog-like 2, DPH2-like 2, DPH2, DPH2L2

Target/Specificity

DPH2 (NP_001375, 125 a.a. ~ 235 a.a) partial recombinant protein with GST tag. MW of the GST tag alone is 26 KDa.

Dilution

WB~~1:500~1000

Format

Clear, colorless solution in phosphate buffered saline, pH 7.2 .

Storage

Store at -20°C or lower. Aliquot to avoid repeated freezing and thawing.

Precautions

DPH2 Antibody (monoclonal) (M02) is for research use only and not for use in diagnostic or therapeutic procedures.

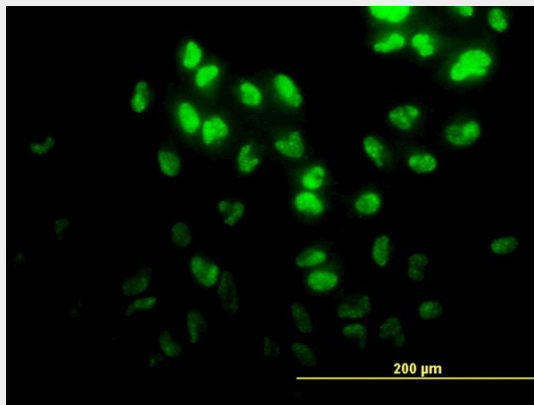
DPH2 Antibody (monoclonal) (M02) - Protocols

Provided below are standard protocols that you may find useful for product applications.

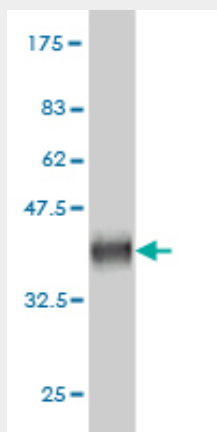
- [Western Blot](#)
- [Blocking Peptides](#)
- [Dot Blot](#)

- [Immunohistochemistry](#)
- [Immunofluorescence](#)
- [Immunoprecipitation](#)
- [Flow Cytometry](#)
- [Cell Culture](#)

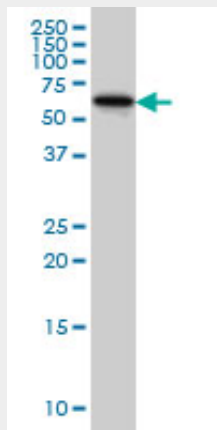
DPH2 Antibody (monoclonal) (M02) - Images



Immunofluorescence of monoclonal antibody to DPH2 on HeLa cell. [antibody concentration 10 ug/ml]

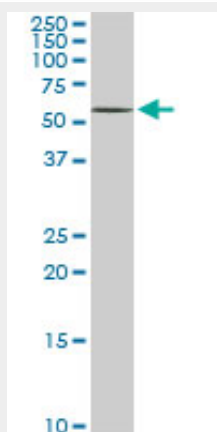


Antibody Reactive Against Recombinant Protein. Western Blot detection against Immunogen (37.95 KDa) .

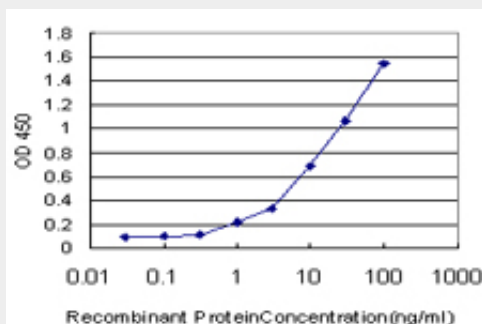


DPH2 monoclonal antibody (M02), clone 5B10 Western Blot analysis of DPH2 expression in HeLa (

(Cat # AT1813a)



DPH2 monoclonal antibody (M02), clone 5B10. Western Blot analysis of DPH2 expression in PC-12((Cat # AT1813a)



Detection limit for recombinant GST tagged DPH2 is approximately 0.3ng/ml as a capture antibody.

DPH2 Antibody (monoclonal) (M02) - Background

This gene is one of two human genes similar to the yeast gene dph2. The yeast gene was identified by its ability to complement a diphthamide mutant strain, and thus probably functions in diphthamide biosynthesis. Diphthamide is a post-translationally modified histidine residue present in elongation factor 2 (EF2) that is the target of diphtheria toxin ADP-ribosylation. Two transcript variants encoding different isoforms have been found for this gene.

DPH2 Antibody (monoclonal) (M02) - References

Personalized smoking cessation: interactions between nicotine dose, dependence and quit-success genotype score. Rose JE, et al. Mol Med, 2010 Jul-Aug. PMID 20379614. Identification of the proteins required for biosynthesis of diphthamide, the target of bacterial ADP-ribosylating toxins on translation elongation factor 2. Liu S, et al. Mol Cell Biol, 2004 Nov. PMID 15485916. Complete sequencing and characterization of 21,243 full-length human cDNAs. Ota T, et al. Nat Genet, 2004 Jan. PMID 14702039. Generation and initial analysis of more than 15,000 full-length human and mouse cDNA sequences. Strausberg RL, et al. Proc Natl Acad Sci U S A, 2002 Dec 24. PMID 12477932. Cloning and localization of a human diphthamide biosynthesis-like protein-2 gene, DPH2L2. Schultz DC, et al. Genomics, 1998 Sep 1. PMID 9782084.