

E4F1 Antibody (monoclonal) (M03)**Mouse monoclonal antibody raised against a partial recombinant E4F1.****Catalog # AT1840a****Specification**

E4F1 Antibody (monoclonal) (M03) - Product Information

Application	IF, WB, E
Primary Accession	Q66K89
Other Accession	NM_004424
Reactivity	Human
Host	mouse
Clonality	Monoclonal
Isotype	IgG2a Kappa
Calculated MW	83496

E4F1 Antibody (monoclonal) (M03) - Additional Information**Gene ID** 1877**Other Names**

Transcription factor E4F1, 632-, E4F transcription factor 1, Putative E3 ubiquitin-protein ligase E4F1, Transcription factor E4F, p120E4F, p50E4F, E4F1, E4F

Target/Specificity

E4F1 (NP_004415.2, 685 a.a. ~ 784 a.a) partial recombinant protein with GST tag. MW of the GST tag alone is 26 KDa.

Dilution

WB~~1:500~1000

Format

Clear, colorless solution in phosphate buffered saline, pH 7.2 .

Storage

Store at -20°C or lower. Aliquot to avoid repeated freezing and thawing.

Precautions

E4F1 Antibody (monoclonal) (M03) is for research use only and not for use in diagnostic or therapeutic procedures.

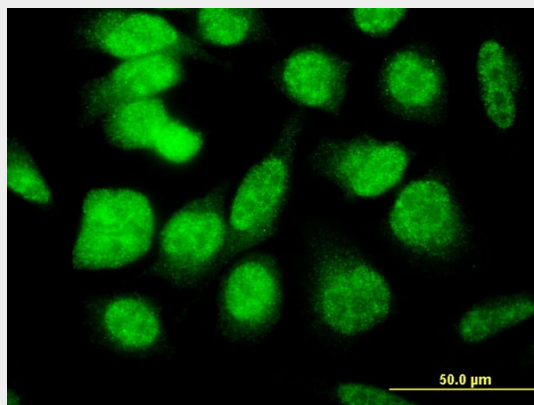
E4F1 Antibody (monoclonal) (M03) - Protocols

Provided below are standard protocols that you may find useful for product applications.


- [Western Blot](#)
- [Blocking Peptides](#)
- [Dot Blot](#)

- [Immunohistochemistry](#)
- [Immunofluorescence](#)
- [Immunoprecipitation](#)
- [Flow Cytometry](#)
- [Cell Culture](#)

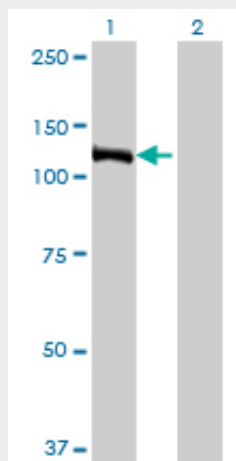
E4F1 Antibody (monoclonal) (M03) - Images



Immunofluorescence of monoclonal antibody to E4F1 on HeLa cell . [antibody concentration 10 ug/ml]

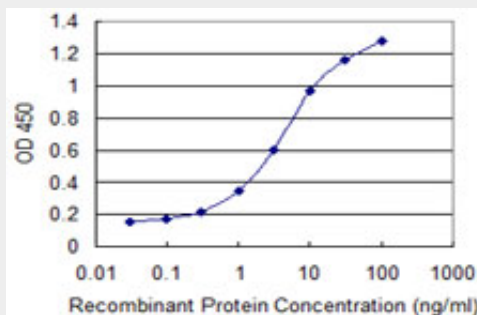


Antibody Reactive Against Recombinant Protein. Western Blot detection against Immunogen (36.74 KDa) .



Western Blot analysis of E4F1 expression in transfected 293T cell line by E4F1 monoclonal antibody (M03), clone 4B10.

Lane 1: E4F1 transfected lysate(83.5 KDa).
Lane 2: Non-transfected lysate.



Detection limit for recombinant GST tagged E4F1 is 0.1 ng/ml as a capture antibody.

E4F1 Antibody (monoclonal) (M03) - Background

The zinc finger protein encoded by this gene is one of several cellular transcription factors whose DNA-binding activities are regulated through the action of adenovirus E1A. A 50-kDa amino-terminal product is generated from the full-length protein through proteolytic cleavage. The protein is differentially regulated by E1A-induced phosphorylation. The full-length gene product represses transcription from the E4 promoter in the absence of E1A, while the 50-kDa form acts as a transcriptional activator in its presence.

E4F1 Antibody (monoclonal) (M03) - References

The role of LANP and ataxin 1 in E4F-mediated transcriptional repression. Cvetanovic M, et al. EMBO Rep, 2007 Jul. PMID 17557114. E4F1 is an atypical ubiquitin ligase that modulates p53 effector functions independently of degradation. Le Cam L, et al. Cell, 2006 Nov 17. PMID 17110336. The LIM-only protein FHL2 is a negative regulator of E4F1. Paul C, et al. Oncogene, 2006 Sep 7. PMID 16652157. Towards a proteome-scale map of the human protein-protein interaction network. Rual JF, et al. Nature, 2005 Oct 20. PMID 16189514. E4F1, a novel estrogen-responsive gene in possible atheroprotection, revealed by microarray analysis. Nakamura Y, et al. Am J Pathol, 2004 Dec. PMID 15579445.