

**FBN1 Antibody (monoclonal) (M01)****Mouse monoclonal antibody raised against a partial recombinant FBN1.****Catalog # AT2010a****Specification**

---

**FBN1 Antibody (monoclonal) (M01) - Product Information**

Application	WB, IHC, E
Primary Accession	<a href="#">P35555</a>
Other Accession	<a href="#">NM_000138</a>
Reactivity	Human
Host	Mouse
Clonality	Monoclonal
Isotype	IgG2a Kappa
Calculated MW	312298

**FBN1 Antibody (monoclonal) (M01) - Additional Information****Gene ID** 2200**Other Names**

Fibrillin-1, FBN1, FBN

**Target/Specificity**

FBN1 (NP\_000129, 2772 a.a. ~ 2871 a.a) partial recombinant protein with GST tag. MW of the GST tag alone is 26 KDa.

**Dilution**

WB~~1:500~1000

**Format**

Clear, colorless solution in phosphate buffered saline, pH 7.2 .

**Storage**

Store at -20°C or lower. Aliquot to avoid repeated freezing and thawing.

**Precautions**

FBN1 Antibody (monoclonal) (M01) is for research use only and not for use in diagnostic or therapeutic procedures.

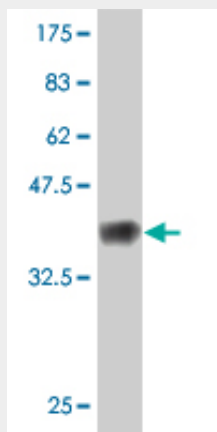
**FBN1 Antibody (monoclonal) (M01) - Protocols**

Provided below are standard protocols that you may find useful for product applications.

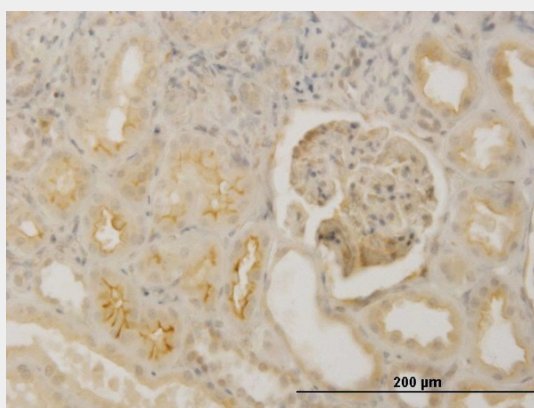
- [Western Blot](#)
- [Blocking Peptides](#)
- [Dot Blot](#)
- [Immunohistochemistry](#)

- [Immunofluorescence](#)
- [Immunoprecipitation](#)
- [Flow Cytometry](#)
- [Cell Culture](#)

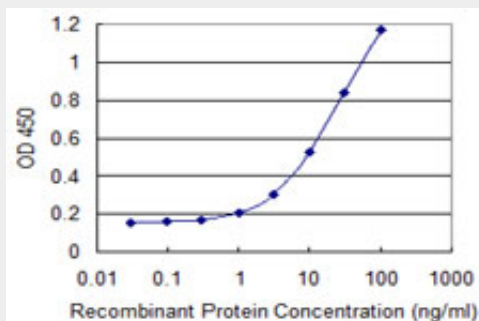
### **FBN1 Antibody (monoclonal) (M01) - Images**



Antibody Reactive Against Recombinant Protein. Western Blot detection against Immunogen (36.74 kDa) .



Immunoperoxidase of monoclonal antibody to FBN1 on formalin-fixed paraffin-embedded human kidney. [antibody concentration 3 ug/ml]



Detection limit for recombinant GST tagged FBN1 is 0.3 ng/ml as a capture antibody.

### **FBN1 Antibody (monoclonal) (M01) - Background**

This gene encodes a member of the fibrillin family. The encoded protein is a large, extracellular matrix glycoprotein that serve as a structural component of 10-12 nm calcium-binding microfibrils.

These microfibrils provide force bearing structural support in elastic and nonelastic connective tissue throughout the body. Mutations in this gene are associated with Marfan syndrome, isolated ectopia lentis, autosomal dominant Weill-Marchesani syndrome, MASS syndrome, and Shprintzen-Goldberg craniosynostosis syndrome.

#### **FBN1 Antibody (monoclonal) (M01) - References**

Cardiovascular manifestations in men and women carrying a FBN1 mutation. D'taint D, et al. Eur Heart J, 2010 Sep. PMID 20709720. Variation at the NFATC2 Locus Increases the Risk of Thiazolinedione-Induced Edema in the Diabetes REduction Assessment with ramipril and rosiglitazone Medication (DREAM) Study. Bailey SD, et al. Diabetes Care, 2010 Jul 13. PMID 20628086. A Japanese-specific allele in the GALNT11 gene. Yuasa I, et al. Leg Med (Tokyo), 2010 Jul. PMID 20547088. Impact of genomic polymorphism on arterial hypertension after aortic coarctation repair. Hager A, et al. Int J Cardiol, 2010 May 26. PMID 20537417. A genome-wide association study of bipolar disorder in Norwegian individuals, followed by replication in Icelandic sample. Djurovic S, et al. J Affect Disord, 2010 Oct. PMID 20451256.