

FCGR3A Antibody (monoclonal) (M03)**Mouse monoclonal antibody raised against a full-length recombinant FCGR3A.****Catalog # AT2028a****Specification**

FCGR3A Antibody (monoclonal) (M03) - Product Information

Application	WB, E
Primary Accession	P08637
Other Accession	BC017865
Reactivity	Human
Host	mouse
Clonality	Monoclonal
Isotype	IgG2a Kappa
Calculated MW	29089

FCGR3A Antibody (monoclonal) (M03) - Additional Information**Gene ID** 2214**Other Names**

Low affinity immunoglobulin gamma Fc region receptor III-A, CD16a antigen, Fc-gamma RIII-alpha, Fc-gamma RIII, Fc-gamma RIIIa, FcRIII, FcRIIIa, FcR-10, IgG Fc receptor III-2, CD16a, FCGR3A, CD16A, FCG3, FCGR3, IGFR3

Target/Specificity

FCGR3A (AAH17865.1, 17 a.a. ~ 254 a.a) full-length recombinant protein with GST tag. MW of the GST tag alone is 26 KDa.

Dilution

WB~~1:500~1000

Format

Clear, colorless solution in phosphate buffered saline, pH 7.2 .

Storage

Store at -20°C or lower. Aliquot to avoid repeated freezing and thawing.

Precautions

FCGR3A Antibody (monoclonal) (M03) is for research use only and not for use in diagnostic or therapeutic procedures.

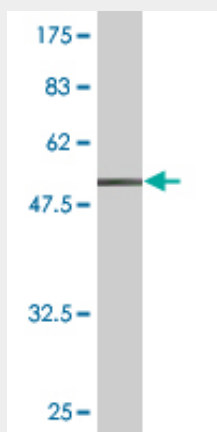
FCGR3A Antibody (monoclonal) (M03) - Protocols

Provided below are standard protocols that you may find useful for product applications.

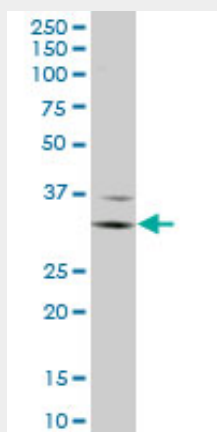
- [Western Blot](#)
- [Blocking Peptides](#)

- [Dot Blot](#)
- [Immunohistochemistry](#)
- [Immunofluorescence](#)
- [Immunoprecipitation](#)
- [Flow Cytometry](#)
- [Cell Culture](#)

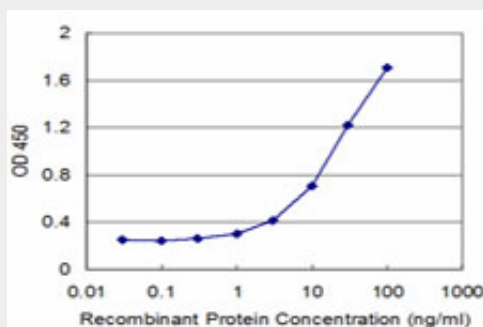
FCGR3A Antibody (monoclonal) (M03) - Images



Antibody Reactive Against Recombinant Protein. Western Blot detection against Immunogen (51.92 kDa) .



FCGR3A monoclonal antibody (M03), clone 2B11. Western Blot analysis of FCGR3A expression in Jurkat (Cat # AT2028a)



Detection limit for recombinant GST tagged FCGR3A is approximately 1ng/ml as a capture antibody.

FCGR3A Antibody (monoclonal) (M03) - Background

This gene encodes a receptor for the Fc portion of immunoglobulin G, and it is involved in the removal of antigen-antibody complexes from the circulation, as well as other other antibody-dependent responses. This gene (FCGR3A) is highly similar to another nearby gene (FCGR3B) located on chromosome 1. The receptor encoded by this gene is expressed on natural killer (NK) cells as an integral membrane glycoprotein anchored through a transmembrane peptide, whereas FCGR3B is expressed on polymorphonuclear neutrophils (PMN) where the receptor is anchored through a phosphatidylinositol (PI) linkage. Mutations in this gene have been linked to susceptibility to recurrent viral infections, susceptibility to systemic lupus erythematosus, and alloimmune neonatal neutropenia. Alternatively spliced transcript variants encoding different isoforms have been found for this gene.

FCGR3A Antibody (monoclonal) (M03) - References

[Fcgamma ReceptorIIIa Polymorphism in Healthy Children and Those with Hematological Malignancies.] Qu YH, et al. Zhongguo Shi Yan Xue Ye Xue Za Zhi, 2010 Jul. PMID 20723308. Functional polymorphisms of PTPN22 and FcγR genes in Tunisian patients with rheumatoid arthritis. Sfar I, et al. Arch Inst Pasteur Tunis, 2009. PMID 20707220. Effect of FCGR2A and FCGR3A variants on CLL outcome. Dornan D, et al. Blood, 2010 Aug 12. PMID 20705761. Fragment c gamma receptor gene polymorphisms and breast cancer risk in case-control studies in Japanese, Japanese Brazilians, and non-Japanese Brazilians. Iwasaki M, et al. Breast Cancer Res Treat, 2010 Aug 10. PMID 20697800. The loss of the CD16 B73.1/Leu11c epitope occurring in some primary immunodeficiency diseases is not associated with the FcγgammaRIIIa-48L/R/H polymorphism. Lenart M, et al. Int J Mol Med, 2010 Sep. PMID 20664961.