

FOXA1 Antibody (monoclonal) (M03)**Mouse monoclonal antibody raised against a partial recombinant FOXA1.****Catalog # AT2083a****Specification**

FOXA1 Antibody (monoclonal) (M03) - Product Information

Application	IF, WB, IHC, E
Primary Accession	P55317
Other Accession	NM_004496
Reactivity	Human
Host	mouse
Clonality	Monoclonal
Isotype	IgG2b Kappa
Calculated MW	49148

FOXA1 Antibody (monoclonal) (M03) - Additional Information**Gene ID** 3169**Other Names**

Hepatocyte nuclear factor 3-alpha, HNF-3-alpha, HNF-3A, Forkhead box protein A1, Transcription factor 3A, TCF-3A, FOXA1, HNF3A, TCF3A

Target/Specificity

FOXA1 (NP_004487, 367 a.a. ~ 472 a.a) partial recombinant protein with GST tag. MW of the GST tag alone is 26 KDa.

Dilution

WB~~1:500~1000

Format

Clear, colorless solution in phosphate buffered saline, pH 7.2 .

Storage

Store at -20°C or lower. Aliquot to avoid repeated freezing and thawing.

Precautions

FOXA1 Antibody (monoclonal) (M03) is for research use only and not for use in diagnostic or therapeutic procedures.

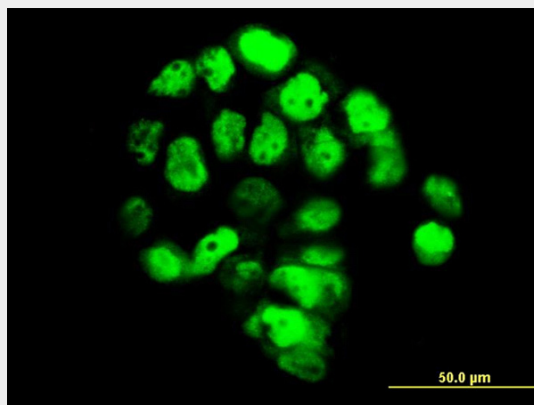
FOXA1 Antibody (monoclonal) (M03) - Protocols

Provided below are standard protocols that you may find useful for product applications.

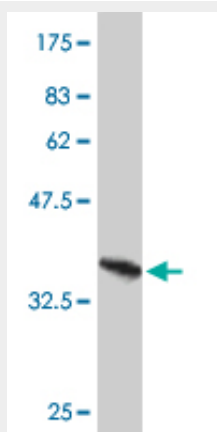
- [Western Blot](#)
- [Blocking Peptides](#)
- [Dot Blot](#)

- [Immunohistochemistry](#)
- [Immunofluorescence](#)
- [Immunoprecipitation](#)
- [Flow Cytometry](#)
- [Cell Culture](#)

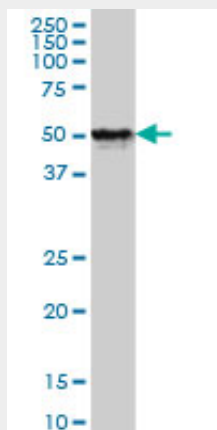
FOXA1 Antibody (monoclonal) (M03) - Images



Immunofluorescence of monoclonal antibody to FOXA1 on A-431 cell. [antibody concentration 10 ug/ml]

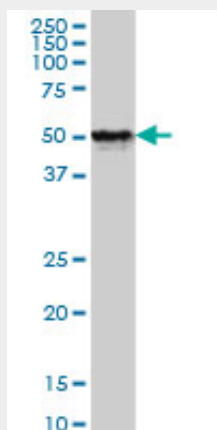


Antibody Reactive Against Recombinant Protein. Western Blot detection against Immunogen (37.4 KDa) .

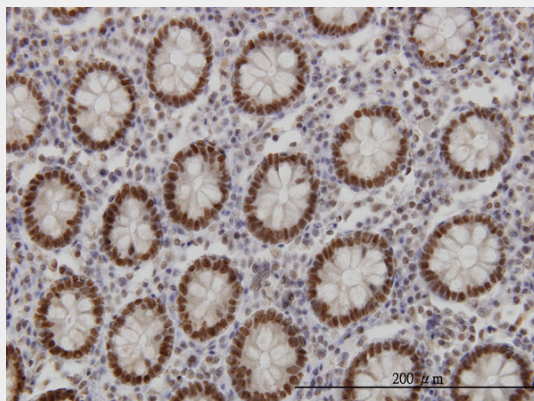


FOXA1 monoclonal antibody (M03), clone 4F6 Western Blot analysis of FOXA1 expression in A-431

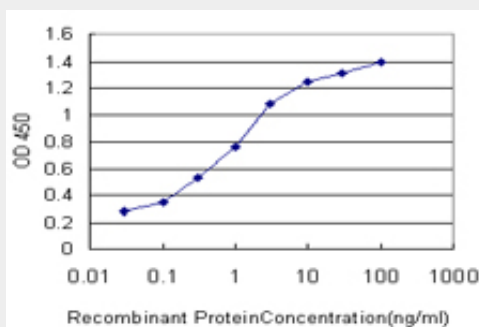
((Cat # AT2083a)



FOXA1 monoclonal antibody (M03), clone 4F6 Western Blot analysis of FOXA1 expression in HepG2 ((Cat # AT2083a)



Immunoperoxidase of monoclonal antibody to FOXA1 on formalin-fixed paraffin-embedded human colon. [antibody concentration 3 ug/ml]



Detection limit for recombinant GST tagged FOXA1 is approximately 0.03ng/ml as a capture antibody.

FOXA1 Antibody (monoclonal) (M03) - Background

This gene encodes a member of the forkhead class of DNA-binding proteins. These hepatocyte nuclear factors are transcriptional activators for liver-specific transcripts such as albumin and transthyretin, and they also interact with chromatin. Similar family members in mice have roles in the regulation of metabolism and in the differentiation of the pancreas and liver.

FOXA1 Antibody (monoclonal) (M03) - References

[Diagnostic and prognostic significance of FOXA1 expression in molecular subtypes of breast invasive ductal carcinomas] Liu N, et al. Zhonghua Yi Xue Za Zhi, 2010 May 25. PMID 20646630. FOXA1 is an essential determinant of ERalpha expression and mammary ductal morphogenesis. Bernardo GM, et al. Development, 2010 Jun. PMID 20501593. Loss of FOXA1/2 is essential for the epithelial-to-mesenchymal transition in pancreatic cancer. Song Y, et al. Cancer Res, 2010 Mar 1. PMID 20160041. ErbB3 binding protein 1 represses metastasis-promoting gene anterior gradient protein 2 in prostate cancer. Zhang Y, et al. Cancer Res, 2010 Jan 1. PMID 20048076. Forkhead box A1 transcriptional pathway in KRT7-expressing esophageal squamous cell carcinomas with extensive lymph node metastasis. Sano M, et al. Int J Oncol, 2010 Feb. PMID 20043065.