10320 Camino Santa Fe, Suite G
San Diego, CA 92121
Tel: 858.875.1900 Fax: 858.875.1999

FVT1 Antibody (monoclonal) (M01)

Mouse monoclonal antibody raised against a full length recombinant FVT1.
Catalog # AT2126a

Specification

FVT1 Antibody (monoclonal) (M01) - Product Information

Application	**WB, E**
Primary Accession	Q06136
Other Accession	BC008797
Reactivity	**Human**
Host	**mouse**
Clonality	**Monoclonal**
Isotype	**IgG1 kappa**
Calculated MW	**36187**

FVT1 Antibody (monoclonal) (M01) - Additional Information

Gene ID 2531

Other Names
3-ketodihydrosphingosine reductase, KDS reductase, 3-dehydrosphinganine reductase, Follicular variant translocation protein 1, FVT-1, KDSR, FVT1

Target/Specificity
FVT1 (AAH08797.1, 12 a.a. ~ 332 a.a) full-length recombinant protein with GST tag. MW of the GST tag alone is 26 KDa.

Dilution
WB~~1:500~1000

Format
Clear, colorless solution in phosphate buffered saline, pH 7.2 .

Storage
Store at -20°C or lower. Aliquot to avoid repeated freezing and thawing.

Precautions
FVT1 Antibody (monoclonal) (M01) is for research use only and not for use in diagnostic or therapeutic procedures.

FVT1 Antibody (monoclonal) (M01) - Protocols

Provided below are standard protocols that you may find useful for product applications.

- Western Blot
- Blocking Peptides
- Dot Blot

10320 Camino Santa Fe, Suite G
San Diego, CA 92121
Tel: 858.875.1900 Fax: 858.875.1999

- Immunohistochemistry
- Immunofluorescence
- Immunoprecipitation
- Flow Cytomety
- Cell Culture

FVT1 Antibody (monoclonal) (M01) - Images

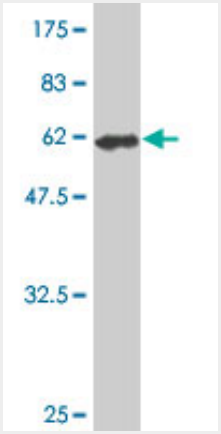

Antibody Reactive Against Recombinant Protein.Western Blot detection against Immunogen (61.05 KDa) .

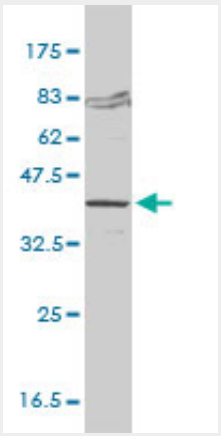

FVT1 monoclonal antibody (M01), clone 2B2-3C11 Western Blot analysis of FVT1 expression in Jurkat ((Cat # AT2126a)

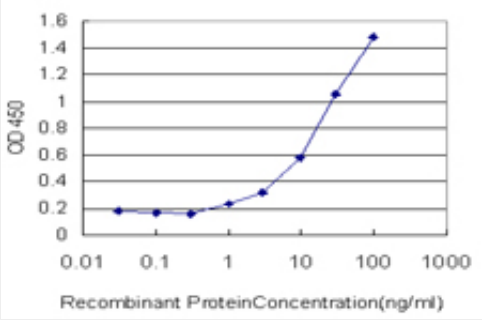

Detection limit for recombinant GST tagged FVT1 is approximately 1ng/ml as a capture antibody.