

GMPPB Antibody (monoclonal) (M07)**Mouse monoclonal antibody raised against a partial recombinant GMPPB.****Catalog # AT2222a****Specification**

GMPPB Antibody (monoclonal) (M07) - Product Information

Application	WB, IHC, E
Primary Accession	O9Y5P6
Other Accession	NM_013334
Reactivity	Human
Host	mouse
Clonality	Monoclonal
Isotype	IgG2b Kappa
Calculated MW	39834

GMPPB Antibody (monoclonal) (M07) - Additional Information**Gene ID** 29925**Other Names**Mannose-1-phosphate guanyltransferase beta, GDP-mannose pyrophosphorylase B,
GTP-mannose-1-phosphate guanyltransferase beta, GMPPB**Target/Specificity**

GMPPB (NP_037466, 1 a.a. ~ 110 a.a) partial recombinant protein with GST tag. MW of the GST tag alone is 26 KDa.

Dilution

WB~~1:500~1000

Format

Clear, colorless solution in phosphate buffered saline, pH 7.2 .

Storage

Store at -20°C or lower. Aliquot to avoid repeated freezing and thawing.

Precautions

GMPPB Antibody (monoclonal) (M07) is for research use only and not for use in diagnostic or therapeutic procedures.

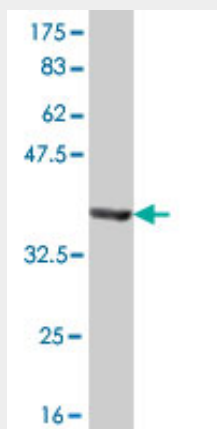
GMPPB Antibody (monoclonal) (M07) - Protocols

Provided below are standard protocols that you may find useful for product applications.

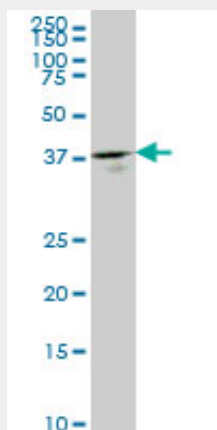
- [Western Blot](#)
- [Blocking Peptides](#)
- [Dot Blot](#)

- [Immunohistochemistry](#)
- [Immunofluorescence](#)
- [Immunoprecipitation](#)
- [Flow Cytometry](#)
- [Cell Culture](#)

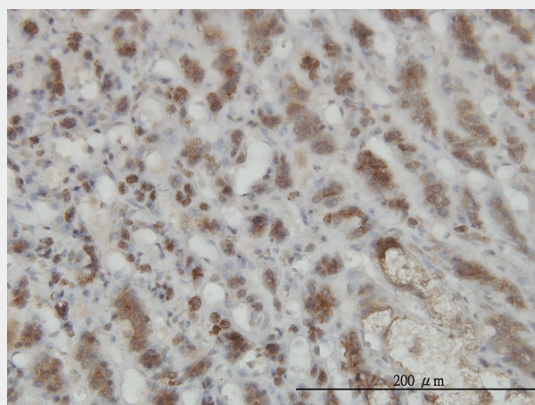
GMPPB Antibody (monoclonal) (M07) - Images



Antibody Reactive Against Recombinant Protein. Western Blot detection against Immunogen (37.84 kDa) .

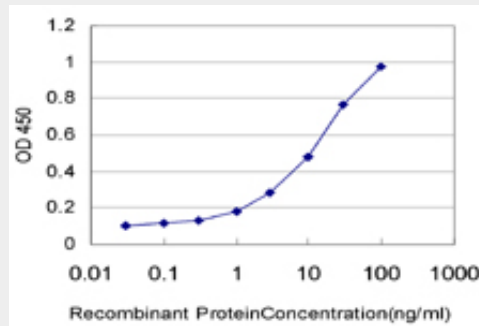


GMPPB monoclonal antibody (M07), clone 2B5 Western Blot analysis of GMPPB expression in HepG2 ((Cat # AT2222a)



Immunoperoxidase of monoclonal antibody to GMPPB on formalin-fixed paraffin-embedded

human adrenal gland. [antibody concentration 3 ug/ml]



Detection limit for recombinant GST tagged GMPPB is approximately 0.3ng/ml as a capture antibody.

GMPPB Antibody (monoclonal) (M07) - Background

This gene is thought to encode a GDP-mannose pyrophosphorylase. The encoded protein catalyzes the conversion of mannose-1-phosphate and GTP to GDP-mannose, a reaction involved in the production of N-linked oligosaccharides. Alternatively spliced transcript variants encoding distinct isoforms have been described.

GMPPB Antibody (monoclonal) (M07) - References

Association analysis of 3p21 with Crohn's disease in a New Zealand population. Morgan AR, et al. Hum Immunol, 2010 Jun. PMID 20307617. Towards a proteome-scale map of the human protein-protein interaction network. Rual JF, et al. Nature, 2005 Oct 20. PMID 16189514. The status, quality, and expansion of the NIH full-length cDNA project: the Mammalian Gene Collection (MGC). Gerhard DS, et al. Genome Res, 2004 Oct. PMID 15489334. Complete sequencing and characterization of 21,243 full-length human cDNAs. Ota T, et al. Nat Genet, 2004 Jan. PMID 14702039. The secreted protein discovery initiative (SPDI), a large-scale effort to identify novel human secreted and transmembrane proteins: a bioinformatics assessment. Clark HF, et al. Genome Res, 2003 Oct. PMID 12975309.