

**GNAI2 Antibody (monoclonal) (M03)**

Mouse monoclonal antibody raised against a full length recombinant GNAI2.

Catalog # AT2227a

**Specification**

---

**GNAI2 Antibody (monoclonal) (M03) - Product Information**

Application	WB, E
Primary Accession	<a href="#">P04899</a>
Other Accession	<a href="#">BC016995</a>
Reactivity	Human, Rat
Host	mouse
Clonality	Monoclonal
Isotype	IgG2a Kappa
Calculated MW	40451

**GNAI2 Antibody (monoclonal) (M03) - Additional Information**

**Gene ID** 2771

**Other Names**

Guanine nucleotide-binding protein G(i) subunit alpha-2, Adenylate cyclase-inhibiting G alpha protein, GNAI2, GNAI2B

**Target/Specificity**

GNAI2 (AAH16995, 1 a.a. ~ 339 a.a) full-length recombinant protein with GST tag. MW of the GST tag alone is 26 KDa.

**Dilution**

WB~~1:500~1000

**Format**

Clear, colorless solution in phosphate buffered saline, pH 7.2 .

**Storage**

Store at -20°C or lower. Aliquot to avoid repeated freezing and thawing.

**Precautions**

GNAI2 Antibody (monoclonal) (M03) is for research use only and not for use in diagnostic or therapeutic procedures.


**GNAI2 Antibody (monoclonal) (M03) - Protocols**

Provided below are standard protocols that you may find useful for product applications.

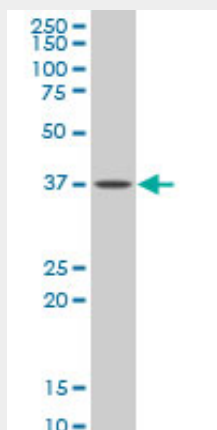
- [Western Blot](#)
- [Blocking Peptides](#)
- [Dot Blot](#)

- [Immunohistochemistry](#)
- [Immunofluorescence](#)
- [Immunoprecipitation](#)
- [Flow Cytometry](#)
- [Cell Culture](#)

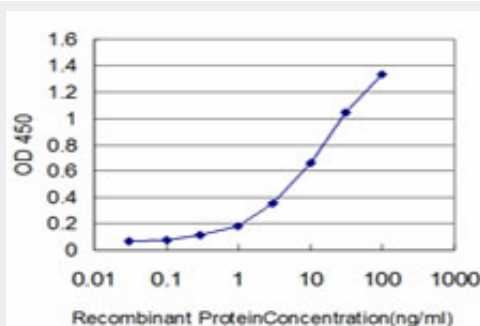
### GNAI2 Antibody (monoclonal) (M03) - Images



Antibody Reactive Against Recombinant Protein. Western Blot detection against Immunogen (62.81 kDa) .



GNAI2 monoclonal antibody (M03), clone 2E4 Western Blot analysis of GNAI2 expression in PC-12 (Cat # AT2227a)



Detection limit for recombinant GST tagged GNAI2 is approximately 0.3ng/ml as a capture antibody.

### GNAI2 Antibody (monoclonal) (M03) - Background

The protein encoded by this gene is an alpha subunit of guanine nucleotide binding proteins (G proteins). The encoded protein contains the guanine nucleotide binding site and is involved in the hormonal regulation of adenylate cyclase. Several transcript variants encoding different isoforms have been detected for this gene, but the full-length nature of only two are known so far.

#### **GNAI2 Antibody (monoclonal) (M03) - References**

Variation at the NFATC2 Locus Increases the Risk of Thiazolidinedione-Induced Edema in the Diabetes REduction Assessment with ramipril and rosiglitazone Medication (DREAM) Study. Bailey SD, et al. Diabetes Care, 2010 Jul 13. PMID 20628086. Gene-centric association signals for lipids and apolipoproteins identified via the HumanCVD BeadChip. Talmud PJ, et al. Am J Hum Genet, 2009 Nov. PMID 19913121. Purification and functional reconstitution of monomeric mu-opioid receptors: allosteric modulation of agonist binding by Gi2. Kuszak AJ, et al. J Biol Chem, 2009 Sep 25. PMID 19542234. Identification of neuroglycan C and interacting partners as potential susceptibility genes for schizophrenia in a Southern Chinese population. So HC, et al. Am J Med Genet B Neuropsychiatr Genet, 2010 Jan 5. PMID 19367581. GNAI2 and regulators of G protein signaling as a potential Noonan syndrome mechanism. Huang X, et al. Med Hypotheses, 2009 Jul. PMID 19282110.