

GUCY2C**Mouse monoclonal antibody raised against a partial recombinant GUCY2C.****Catalog # AT2298a****Specification**

GUCY2C - Product Information

Application	WB, E
Primary Accession	P25092
Other Accession	NM_004963.3
Reactivity	Human
Host	mouse
Clonality	monoclonal
Isotype	IgG2b Kappa
Calculated MW	123403

GUCY2C - Additional Information**Gene ID** 2984**Other Names**

Heat-stable enterotoxin receptor, STA receptor, hSTAR, Guanylyl cyclase C, GC-C, Intestinal guanylate cyclase, GUCY2C, GUC2C, STAR

Target/Specificity

GUCY2C (NP_004954, 24 a.a. ~ 133 a.a) partial recombinant protein with GST tag. MW of the GST tag alone is 26 KDa.

Dilution

WB~~1:500~1000

Format

Clear, colorless solution in phosphate buffered saline, pH 7.2 .

Storage

Store at -20°C or lower. Aliquot to avoid repeated freezing and thawing.

Precautions

GUCY2C is for research use only and not for use in diagnostic or therapeutic procedures.


GUCY2C - Protocols

Provided below are standard protocols that you may find useful for product applications.

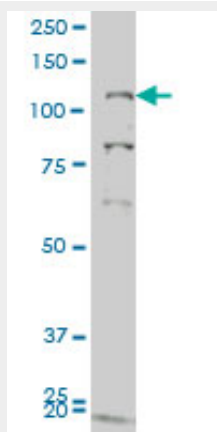
- [Western Blot](#)
- [Blocking Peptides](#)
- [Dot Blot](#)
- [Immunohistochemistry](#)

- [Immunofluorescence](#)
- [Immunoprecipitation](#)
- [Flow Cytometry](#)
- [Cell Culture](#)

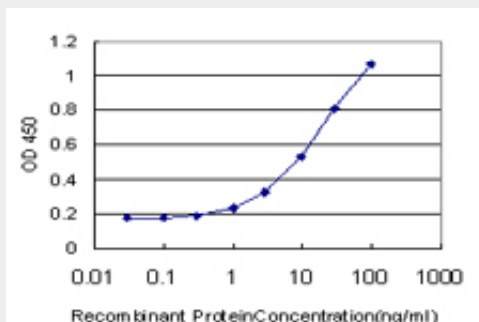
GUCY2C - Images



Antibody Reactive Against Recombinant Protein. Western Blot detection against Immunogen (37.73 KDa) .



GUCY2C monoclonal antibody (M05), clone 1E1 Western Blot analysis of GUCY2C expression in COLO 320 HSR ((Cat # AT2298a)



Detection limit for recombinant GST tagged GUCY2C is approximately 0.3ng/ml as a capture antibody.