

HOXD11 Antibody (monoclonal) (M10)**Mouse monoclonal antibody raised against a partial recombinant HOXD11.****Catalog # AT2427a****Specification**

HOXD11 Antibody (monoclonal) (M10) - Product Information

Application	IF, WB, IHC, E
Primary Accession	P31277
Other Accession	NM_021192
Reactivity	Human
Host	mouse
Clonality	Monoclonal
Isotype	IgG2a Kappa
Calculated MW	35197

HOXD11 Antibody (monoclonal) (M10) - Additional Information**Gene ID** 3237**Other Names**

Homeobox protein Hox-D11, Homeobox protein Hox-4F, HOXD11, HOX4F

Target/Specificity

HOXD11 (NP_067015, 1 a.a. ~ 76 a.a) partial recombinant protein with GST tag. MW of the GST tag alone is 26 KDa.

Dilution

WB~~1:500~1000

Format

Clear, colorless solution in phosphate buffered saline, pH 7.2 .

Storage

Store at -20°C or lower. Aliquot to avoid repeated freezing and thawing.

Precautions

HOXD11 Antibody (monoclonal) (M10) is for research use only and not for use in diagnostic or therapeutic procedures.

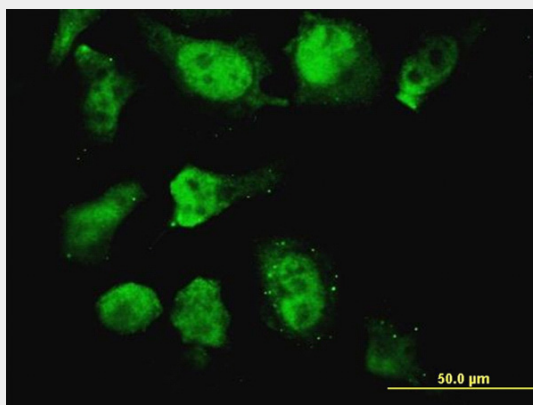
HOXD11 Antibody (monoclonal) (M10) - Protocols

Provided below are standard protocols that you may find useful for product applications.

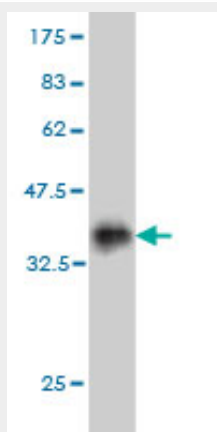
- [Western Blot](#)
- [Blocking Peptides](#)
- [Dot Blot](#)
- [Immunohistochemistry](#)

- [Immunofluorescence](#)
- [Immunoprecipitation](#)
- [Flow Cytometry](#)
- [Cell Culture](#)

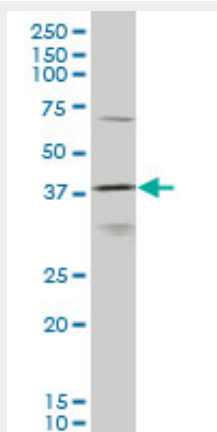
HOXD11 Antibody (monoclonal) (M10) - Images



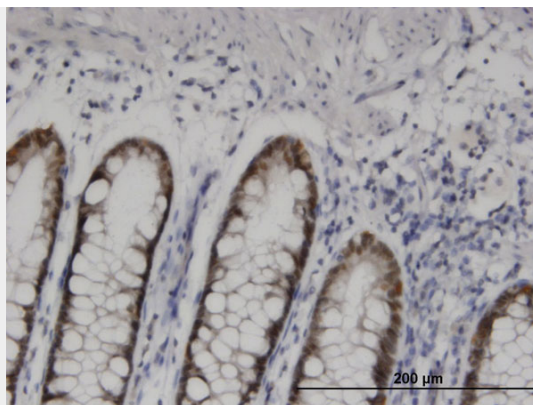
Immunofluorescence of monoclonal antibody to HOXD11 on HeLa cell. [antibody concentration 10 ug/ml]



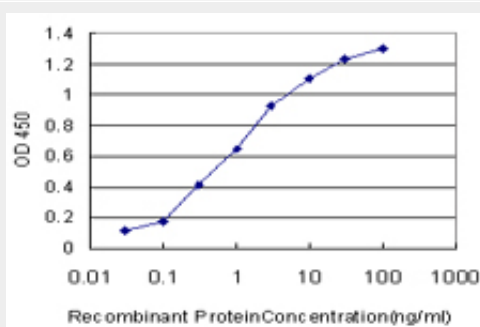
Antibody Reactive Against Recombinant Protein. Western Blot detection against Immunogen (34.1 kDa) .



HOXD11 monoclonal antibody (M10), clone 6C8 Western Blot analysis of HOXD11 expression in K-562 ((Cat # AT2427a)



Immunoperoxidase of monoclonal antibody to HOXD11 on formalin-fixed paraffin-embedded human colon. [antibody concentration 0.7 ug/ml]



Detection limit for recombinant GST tagged HOXD11 is approximately 0.03ng/ml as a capture antibody.

HOXD11 Antibody (monoclonal) (M10) - Background

This gene belongs to the homeobox family of genes. The homeobox genes encode a highly conserved family of transcription factors that play an important role in morphogenesis in all multicellular organisms. Mammals possess four similar homeobox gene clusters, HOXA, HOXB, HOXC and HOXD, located on different chromosomes, consisting of 9 to 11 genes arranged in tandem. This gene is one of several homeobox HOXD genes located in a cluster on chromosome 2. Deletions that remove the entire HOXD gene cluster or the 5' end of this cluster have been associated with severe limb and genital abnormalities. The product of the mouse Hoxd11 gene plays a role in forelimb morphogenesis.

HOXD11 Antibody (monoclonal) (M10) - References

A region of the human HOXD cluster that confers polycomb-group responsiveness. Woo CJ, et al. Cell, 2010 Jan 8. PMID 20085705. Altered transmission of HOX and apoptotic SNPs identify a potential common pathway for clubfoot. Ester AR, et al. Am J Med Genet A, 2009 Dec. PMID 19938081. Study of HOXD genes in autism particularly regarding the ratio of second to fourth digit length. Sugie Y, et al. Brain Dev, 2010 May. PMID 19540081. High-density association study of 383 candidate genes for volumetric BMD at the femoral neck and lumbar spine among older men. Yerges LM, et al. J Bone Miner Res, 2009 Dec. PMID 19453261. Absence of mutations in the HOXA11 and HOXD11 genes in children with congenital renal malformations. Bouba I, et al. Pediatr Nephrol, 2009 Aug. PMID 19255789.