10320 Camino Santa Fe, Suite G
San Diego, CA 92121
Tel: 858.875.1900 Fax: 858.875.1999

IFRD2 Antibody (monoclonal) (M01)

Mouse monoclonal antibody raised against a full length recombinant IFRD2.
Catalog # AT2490a

Specification

IFRD2 Antibody (monoclonal) (M01) - Product Information

Application	**IF, WB, E**
Primary Accession	Q12894
Other Accession	BC001327
Reactivity	**Human**
Host	**mouse**
Clonality	**Monoclonal**
Isotype	**IgG1 Kappa**
Calculated MW	**48048**

IFRD2 Antibody (monoclonal) (M01) - Additional Information

Gene ID 7866

Other Names
Interferon-related developmental regulator 2, Protein SKMC15, IFRD2

Target/Specificity
IFRD2 (AAH01327, 1 a.a. ~ 442 a.a) full-length recombinant protein with GST tag. MW of the GST tag alone is 26 KDa.

Dilution
WB~~1:500~1000

Format
Clear, colorless solution in phosphate buffered saline, pH 7.2 .

Storage
Store at -20°C or lower. Aliquot to avoid repeated freezing and thawing.

Precautions
IFRD2 Antibody (monoclonal) (M01) is for research use only and not for use in diagnostic or therapeutic procedures.

IFRD2 Antibody (monoclonal) (M01) - Protocols

Provided below are standard protocols that you may find useful for product applications.

- Western Blot
- Blocking Peptides
- Dot Blot
- Immunohistochemistry

10320 Camino Santa Fe, Suite G
San Diego, CA 92121
Tel: 858.875.1900 Fax: 858.875.1999

- Immunofluorescence
- Immunoprecipitation
- Flow Cytomety
- Cell Culture

IFRD2 Antibody (monoclonal) (M01) - Images

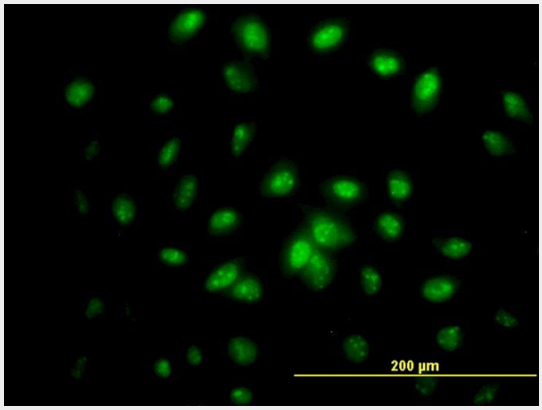

Immunofluorescence of monoclonal antibody to IFRD2 on HeLa cell. [antibody concentration 10 ug/ml]



Antibody Reactive Against Recombinant Protein.Western Blot detection against Immunogen (74.36 KDa) .

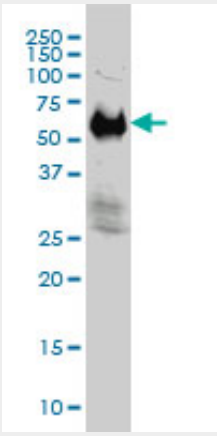

IFRD2 monoclonal antibody (M01), clone 1A4-1G1 Western Blot analysis of IFRD2 expression in Hela S3 NE ((Cat # AT2490a)

10320 Camino Santa Fe, Suite G
San Diego, CA 92121
Tel: 858.875.1900 Fax: 858.875.1999

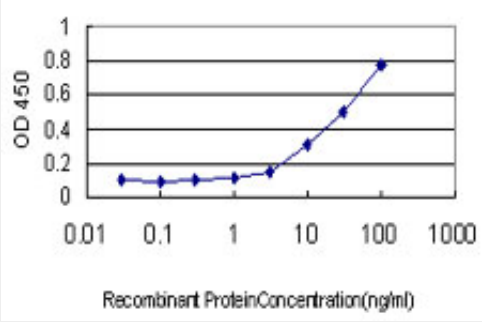

Detection limit for recombinant GST tagged IFRD2 is approximately 1ng/ml as a capture antibody.

IFRD2 Antibody (monoclonal) (M01) - References

Genetic variation and antioxidant response gene expression in the bronchial airway epithelium of smokers at risk for lung cancer. Wang X, et al. PLoS One, 2010 Aug 3. PMID 20689807.Defining the human deubiquitinating enzyme interaction landscape. Sowa ME, et al. Cell, 2009 Jul 23. PMID 19615732.Signal sequence and keyword trap in silico for selection of full-length human cDNAs encoding secretion or membrane proteins from oligo-capped cDNA libraries. Otsuki T, et al. DNA Res, 2005. PMID 16303743.The status, quality, and expansion of the NIH full-length cDNA project: the Mammalian Gene Collection (MGC). Gerhard DS, et al. Genome Res, 2004 Oct. PMID 15489334.Complete sequencing and characterization of 21,243 full-length human cDNAs. Ota T, et al. Nat Genet, 2004 Jan. PMID 14702039.