10320 Camino Santa Fe, Suite G
San Diego, CA 92121
Tel: 858.875.1900 Fax: 858.875.1999

IRX6 Antibody (monoclonal) (M01)

Mouse monoclonal antibody raised against a partial recombinant IRX6.
Catalog # AT2556a

Specification

IRX6 Antibody (monoclonal) (M01) - Product Information

Application	**WB, E**
Primary Accession	P78412
Other Accession	NM_024335
Reactivity	**Human**
Host	**mouse**
Clonality	**Monoclonal**
Isotype	**IgG1 Kappa**
Calculated MW	**48240**

IRX6 Antibody (monoclonal) (M01) - Additional Information

Gene ID 79190

Other Names
Iroquois-class homeodomain protein IRX-6, Homeodomain protein IRXB3, Iroquois homeobox protein 6, IRX6, IRX7, IRXB3

Target/Specificity
IRX6 (NP_077311, 337 a.a. ~ 446 a.a) partial recombinant protein with GST tag. MW of the GST tag alone is 26 KDa.

Dilution
WB~~1:500~1000

Format
Clear, colorless solution in phosphate buffered saline, pH 7.2 .

Storage
Store at -20°C or lower. Aliquot to avoid repeated freezing and thawing.

Precautions
IRX6 Antibody (monoclonal) (M01) is for research use only and not for use in diagnostic or therapeutic procedures.

IRX6 Antibody (monoclonal) (M01) - Protocols

Provided below are standard protocols that you may find useful for product applications.

- Western Blot
- Blocking Peptides
- Dot Blot

10320 Camino Santa Fe, Suite G
San Diego, CA 92121
Tel: 858.875.1900 Fax: 858.875.1999

- Immunohistochemistry
- Immunofluorescence
- Immunoprecipitation
- Flow Cytomety
- Cell Culture

IRX6 Antibody (monoclonal) (M01) - Images

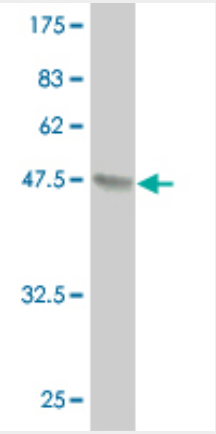

Antibody Reactive Against Recombinant Protein.Western Blot detection against Immunogen (37.84 KDa) .

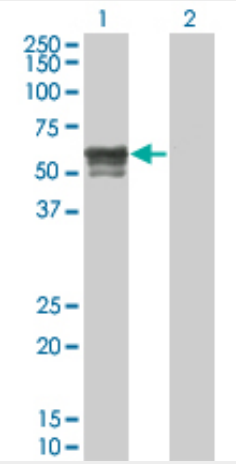

Western Blot analysis of IRX6 expression in transfected 293T cell line by IRX6 monoclonal antibody (M01), clone 1A5.

Lane 1: IRX6 transfected lysate(48.169 KDa).
Lane 2: Non-transfected lysate.

10320 Camino Santa Fe, Suite G
San Diego, CA 92121
Tel: 858.875.1900 Fax: 858.875.1999

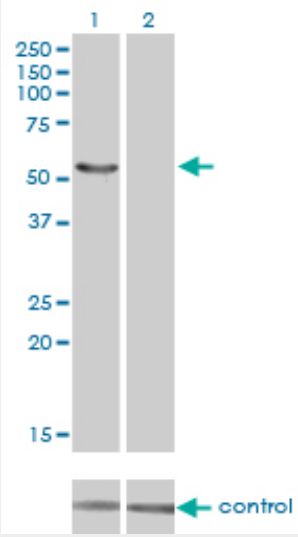

Western blot analysis of IRX6 over-expressed 293 cell line, cotransfected with IRX6 Validated Chimera RNAi ((Cat # AT2556a)

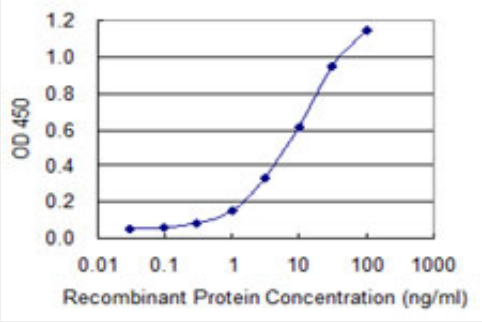

Detection limit for recombinant GST tagged IRX6 is 0.1 ng/ml as a capture antibody.

IRX6 Antibody (monoclonal) (M01) - References

Complete sequencing and characterization of 21,243 full-length human cDNAs. Ota T, et al. Nat Genet, 2004 Jan. PMID 14702039.Generation and initial analysis of more than 15,000 full-length human and mouse cDNA sequences. Strausberg RL, et al. Proc Natl Acad Sci U S A, 2002 Dec 24. PMID 12477932.Cloning and chromosome mapping of human and chicken Iroquois (IRX) genes. Ogura K, et al. Cytogenet Cell Genet, 2001. PMID 11435706.Regulated expression patterns of IRX-2, an Iroquois-class homeobox gene, in the human breast. Lewis MT, et al. Cell Tissue Res, 1999 Jun. PMID 10370142.Normalization and subtraction: two approaches to facilitate gene discovery. Bonaldo MF, et al. Genome Res, 1996 Sep. PMID 8889548.