

LHX5 Antibody (monoclonal) (M05)

Mouse monoclonal antibody raised against a partial recombinant LHX5.

Catalog # AT2708a

Specification

LHX5 Antibody (monoclonal) (M05) - Product Information

Application	IF, WB
Primary Accession	O9H2C1
Other Accession	NM_022363
Reactivity	Human
Host	mouse
Clonality	Monoclonal
Isotype	IgG2a Kappa
Calculated MW	44406

LHX5 Antibody (monoclonal) (M05) - Additional Information

Gene ID 64211

Other Names

LIM/homeobox protein Lhx5, LIM homeobox protein 5, LHX5

Target/Specificity

LHX5 (NP_071758, 136 a.a. ~ 235 a.a) partial recombinant protein with GST tag. MW of the GST tag alone is 26 KDa.

Dilution

WB~~1:500~1000

Format

Clear, colorless solution in phosphate buffered saline, pH 7.2 .

Storage

Store at -20°C or lower. Aliquot to avoid repeated freezing and thawing.

Precautions

LHX5 Antibody (monoclonal) (M05) is for research use only and not for use in diagnostic or therapeutic procedures.

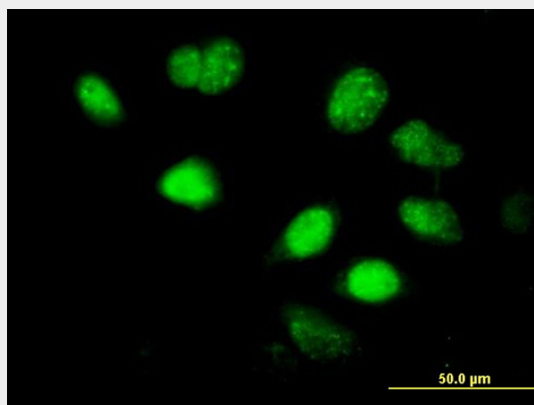
LHX5 Antibody (monoclonal) (M05) - Protocols

Provided below are standard protocols that you may find useful for product applications.

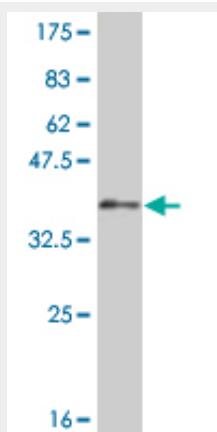
- [Western Blot](#)
- [Blocking Peptides](#)
- [Dot Blot](#)
- [Immunohistochemistry](#)

- [Immunofluorescence](#)
- [Immunoprecipitation](#)
- [Flow Cytometry](#)
- [Cell Culture](#)

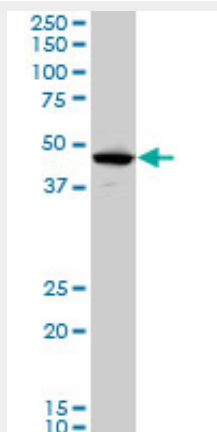
LHX5 Antibody (monoclonal) (M05) - Images



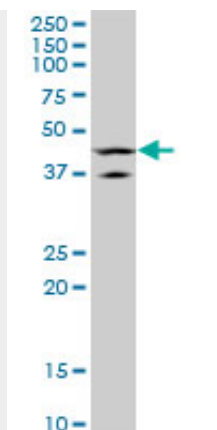
Immunofluorescence of monoclonal antibody to LHX5 on HeLa cell. [antibody concentration 10 ug/ml]




Antibody Reactive Against Recombinant Protein. Western Blot detection against Immunogen (36.74 KDa) .



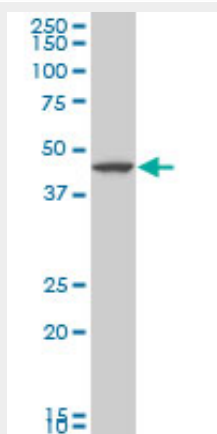
LHX5 monoclonal antibody (M05), clone 2B11. Western Blot analysis of LHX5 expression in 293 (Cat # AT2708a)



LHX5 monoclonal antibody (M05), clone 2B11. Western Blot analysis of LHX5 expression in MES-SA/Dx5 ((Cat # AT2708a)



LHX5 monoclonal antibody (M05), clone 2B11. Western Blot analysis of LHX5 expression in Y-79 ((Cat # AT2708a)



LHX5 monoclonal antibody (M05), clone 2B11 Western Blot analysis of LHX5 expression in Jurkat ((Cat # AT2708a)

LHX5 Antibody (monoclonal) (M05) - Background

This gene encodes a protein belonging to a large protein family, members of which carry the LIM domain, a unique cysteine-rich zinc-binding domain. The encoded protein may function as a transcriptional regulator and be involved in the control of differentiation and development of the forebrain. In mice, this protein is essential for the regulation of precursor cell proliferation and the control of neuronal differentiation and migration during hippocampal development. This protein is

involved in learning and motor functions in adult mice.

LHX5 Antibody (monoclonal) (M05) - References

Genome-wide association studies in an isolated founder population from the Pacific Island of Kosrae. Lowe JK, et al. PLoS Genet, 2009 Feb. PMID 19197348. The status, quality, and expansion of the NIH full-length cDNA project: the Mammalian Gene Collection (MGC). Gerhard DS, et al. Genome Res, 2004 Oct. PMID 15489334. Mutational analysis of two positional candidate susceptibility genes for bipolar disorder on chromosome 12q23-q24: phenylalanine hydroxylase and human LIM-homeobox LHX5. Green EK, et al. Psychiatr Genet, 2003 Jun. PMID 12782966. Generation and initial analysis of more than 15,000 full-length human and mouse cDNA sequences. Strausberg RL, et al. Proc Natl Acad Sci U S A, 2002 Dec 24. PMID 12477932. Learning impairments and motor dysfunctions in adult Lhx5-deficient mice displaying hippocampal disorganization. Paylor R, et al. Physiol Behav, 2001 Aug. PMID 11566211.