

**MVP Antibody (monoclonal) (M01)****Mouse monoclonal antibody raised against a full length recombinant MVP.****Catalog # AT2941a****Specification**

---

**MVP Antibody (monoclonal) (M01) - Product Information**

Application	IF, WB, IHC, E
Primary Accession	<a href="#">Q14764</a>
Other Accession	<a href="#">BC015623</a>
Reactivity	Human
Host	mouse
Clonality	Monoclonal
Isotype	IgG2a kappa
Calculated MW	99327

**MVP Antibody (monoclonal) (M01) - Additional Information****Gene ID** 9961**Other Names**

Major vault protein, MVP, Lung resistance-related protein, MVP, LRP

**Target/Specificity**

MVP (AAH15623, 1 a.a. ~ 893 a.a) full-length recombinant protein with GST tag. MW of the GST tag alone is 26 KDa.

**Dilution**

WB~~1:500~1000

**Format**

Clear, colorless solution in phosphate buffered saline, pH 7.2 .

**Storage**

Store at -20°C or lower. Aliquot to avoid repeated freezing and thawing.

**Precautions**

MVP Antibody (monoclonal) (M01) is for research use only and not for use in diagnostic or therapeutic procedures.

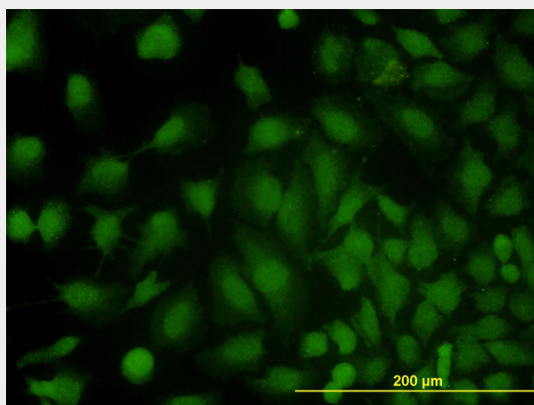
**MVP Antibody (monoclonal) (M01) - Protocols**

Provided below are standard protocols that you may find useful for product applications.

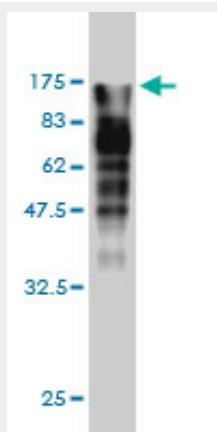
- [Western Blot](#)
- [Blocking Peptides](#)
- [Dot Blot](#)
- [Immunohistochemistry](#)

- [Immunofluorescence](#)
- [Immunoprecipitation](#)
- [Flow Cytometry](#)
- [Cell Culture](#)

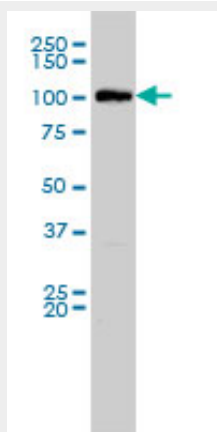
### MVP Antibody (monoclonal) (M01) - Images



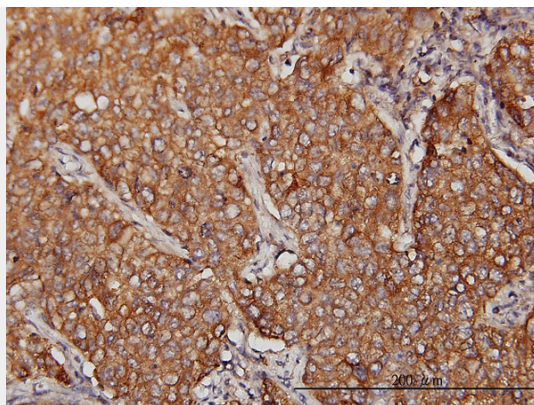
Immunofluorescence of monoclonal antibody to MVP on HeLa cell. [antibody concentration 10 ug/ml]



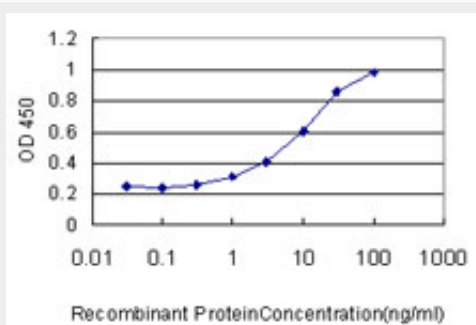
Antibody Reactive Against Recombinant Protein. Western Blot detection against Immunogen (123.97 KDa) .



MVP monoclonal antibody (M01), clone 2H3-1A6 Western Blot analysis of MVP expression in HeLa S3 NE ( Cat # AT2941a )



Immunoperoxidase of monoclonal antibody to MVP on formalin-fixed paraffin-embedded human lung, adenosquamous cell carcinoma. [antibody concentration 3 ug/ml]



Detection limit for recombinant GST tagged MVP is approximately 1ng/ml as a capture antibody.

### **MVP Antibody (monoclonal) (M01) - Background**

This gene encodes the major vault protein which is a lung resistance-related protein. Vaults are multi-subunit structures that may be involved in nucleo-cytoplasmic transport. This protein mediates drug resistance, perhaps via a transport process. It is widely distributed in normal tissues, and overexpressed in multidrug-resistant cancer cells. The protein overexpression is a potentially useful marker of clinical drug resistance. This gene produces two transcripts by using two alternative exon 2 sequences; however, the open reading frames are the same in both transcripts.

### **MVP Antibody (monoclonal) (M01) - References**

1.p16, Cyclin D1, and HIF-1? Predict Outcomes of Patients with Oropharyngeal Squamous Cell Carcinoma Treated with Definitive Intensity-Modulated Radiation Therapy. Rahimi AS, Wilson DD, Saylor DK, Stelow EB, Thomas CY, Reibel JF, Levine PA, Shonka DC, Jameson MJ, Read PW. Int J Otolaryngol. 2012;2012:685951. Epub 2012 Jul 24.