

NR4A3 Antibody (monoclonal) (M06)**Mouse monoclonal antibody raised against a partial recombinant NR4A3.****Catalog # AT3111a****Specification**

NR4A3 Antibody (monoclonal) (M06) - Product Information

| | |
|-------------------|---------------------------|
| Application | IF, WB, E |
| Primary Accession | O92570 |
| Other Accession | NM_006981 |
| Reactivity | Human |
| Host | mouse |
| Clonality | Monoclonal |
| Isotype | IgG2a Kappa |
| Calculated MW | 68230 |

NR4A3 Antibody (monoclonal) (M06) - Additional Information**Gene ID** 8013**Other Names**

Nuclear receptor subfamily 4 group A member 3, Mitogen-induced nuclear orphan receptor, Neuron-derived orphan receptor 1, Nuclear hormone receptor NOR-1, NR4A3, CHN, CSMF, MINOR, NOR1, TEC

Target/Specificity

NR4A3 (NP_008912, 414 a.a. ~ 521 a.a) partial recombinant protein with GST tag. MW of the GST tag alone is 26 KDa.

Dilution

WB~~1:500~1000

Format

Clear, colorless solution in phosphate buffered saline, pH 7.2 .

Storage

Store at -20°C or lower. Aliquot to avoid repeated freezing and thawing.

Precautions

NR4A3 Antibody (monoclonal) (M06) is for research use only and not for use in diagnostic or therapeutic procedures.

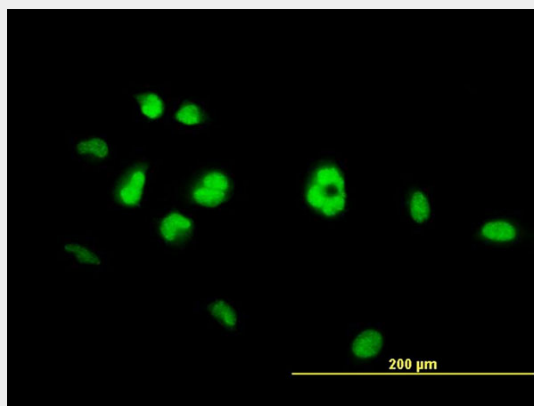
NR4A3 Antibody (monoclonal) (M06) - Protocols

Provided below are standard protocols that you may find useful for product applications.

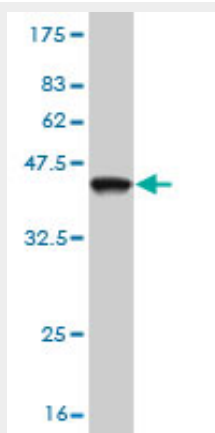
- [Western Blot](#)
- [Blocking Peptides](#)

- [Dot Blot](#)
- [Immunohistochemistry](#)
- [Immunofluorescence](#)
- [Immunoprecipitation](#)
- [Flow Cytometry](#)
- [Cell Culture](#)

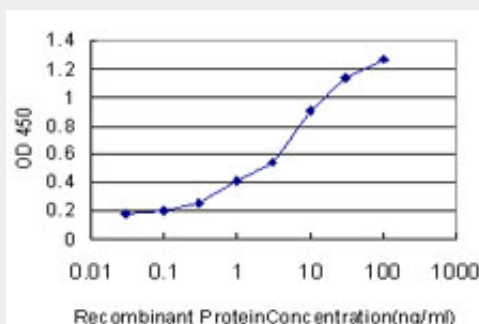
NR4A3 Antibody (monoclonal) (M06) - Images



Immunofluorescence of monoclonal antibody to NR4A3 on HeLa cell. [antibody concentration 10 ug/ml]



Antibody Reactive Against Recombinant Protein. Western Blot detection against Immunogen (37.62 KDa) .



Detection limit for recombinant GST tagged NR4A3 is approximately 0.1ng/ml as a capture antibody.

NR4A3 Antibody (monoclonal) (M06) - Background

This gene encodes a member of the steroid-thyroid hormone-retinoid receptor superfamily. The encoded protein may act as a transcriptional activator. The protein can efficiently bind the NGFI-B Response Element (NBRE). Three different versions of extraskeletal myxoid chondrosarcomas (EMCs) are the result of reciprocal translocations between this gene and other genes. The translocation breakpoints are associated with Nuclear Receptor Subfamily 4, Group A, Member 3 (on chromosome 9) and either Ewing Sarcoma Breakpoint Region 1 (on chromosome 22), RNA Polymerase II, TATA Box-Binding Protein-Associated Factor, 68-KD (on chromosome 17), or Transcription factor 12 (on chromosome 15). Multiple transcript variants encoding different isoforms have been found for this gene.

NR4A3 Antibody (monoclonal) (M06) - References

1. Over-expression of Neuron-derived Orphan Receptor-1 (NOR-1) exacerbates neointimal hyperplasia after vascular injury. Rodriguez-Calvo R, Guadall A, Calvayrac O, Navarro MA, Alonso J, Ferran B, de Diego A, Muniesa P, Osada J, Rodriguez C, Martinez-Gonzalez JH. *Hum Mol Genet.* 2013 Feb 13.