

**PBX3 Antibody (monoclonal) (M03)****Mouse monoclonal antibody raised against a partial recombinant PBX3.****Catalog # AT3203a****Specification**

---

**PBX3 Antibody (monoclonal) (M03) - Product Information**

Application	WB, E
Primary Accession	<a href="#">P40426</a>
Other Accession	<a href="#">NM_006195</a>
Reactivity	Human
Host	mouse
Clonality	Monoclonal
Isotype	IgG2a Kappa
Calculated MW	47190

**PBX3 Antibody (monoclonal) (M03) - Additional Information****Gene ID** 5090**Other Names**

Pre-B-cell leukemia transcription factor 3, Homeobox protein PBX3, PBX3

**Target/Specificity**

PBX3 (NP\_006186, 342 a.a. ~ 434 a.a) partial recombinant protein with GST tag. MW of the GST tag alone is 26 KDa.

**Dilution**

WB~~1:500~1000

**Format**

Clear, colorless solution in phosphate buffered saline, pH 7.2 .

**Storage**

Store at -20°C or lower. Aliquot to avoid repeated freezing and thawing.

**Precautions**

PBX3 Antibody (monoclonal) (M03) is for research use only and not for use in diagnostic or therapeutic procedures.

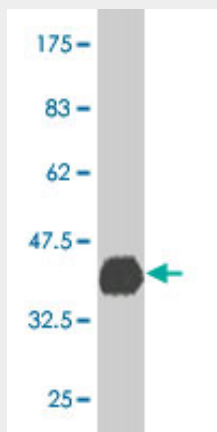
**PBX3 Antibody (monoclonal) (M03) - Protocols**

Provided below are standard protocols that you may find useful for product applications.

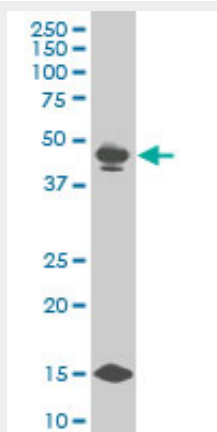
- [Western Blot](#)
- [Blocking Peptides](#)
- [Dot Blot](#)
- [Immunohistochemistry](#)

- [Immunofluorescence](#)
- [Immunoprecipitation](#)
- [Flow Cytometry](#)
- [Cell Culture](#)

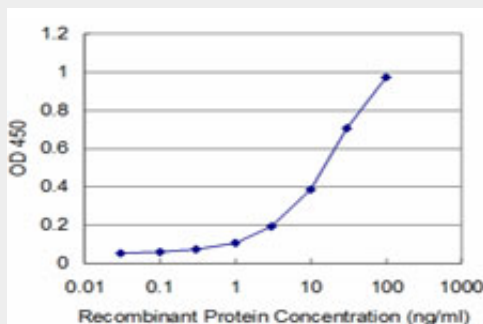
### PBX3 Antibody (monoclonal) (M03) - Images



Antibody Reactive Against Recombinant Protein. Western Blot detection against Immunogen (35.97 KDa) .



PBX3 monoclonal antibody (M03), clone 2E12 Western Blot analysis of PBX3 expression in HeLa S3 NE ( Cat # AT3203a )



Detection limit for recombinant GST tagged PBX3 is approximately 3ng/ml as a capture antibody.

### PBX3 Antibody (monoclonal) (M03) - References

Variation at the NFATC2 Locus Increases the Risk of Thiazolinedinedione-Induced Edema in the

Diabetes REduction Assessment with ramipril and rosiglitazone Medication (DREAM) Study. Bailey SD, et al. Diabetes Care, 2010 Jul 13. PMID 20628086. Follow-up association studies of chromosome region 9q and nonsyndromic cleft lip/palate. Letra A, et al. Am J Med Genet A, 2010 Jul. PMID 20583170. Gene-centric association signals for lipids and apolipoproteins identified via the HumanCVD BeadChip. Talmud PJ, et al. Am J Hum Genet, 2009 Nov. PMID 19913121. Genome-wide pharmacogenomic analysis of response to treatment with antipsychotics. McClay JL, et al. Mol Psychiatry, 2009 Sep 1. PMID 19721433. Lack of replication of celiac disease risk variants reported in a Spanish population using an independent Spanish sample. Dema B, et al. Genes Immun, 2009 Oct. PMID 19626039.