

PGR Antibody (monoclonal) (M07)

Mouse monoclonal antibody raised against a partial recombinant PGR. This PGR gene uses two distinct
Catalog # AT3288a

Specification

PGR Antibody (monoclonal) (M07) - Product Information

Application	IF, WB, IHC, E
Primary Accession	P06401
Other Accession	NM_000926
Reactivity	Human
Host	mouse
Clonality	Monoclonal
Isotype	IgG1 Kappa
Calculated MW	98981

PGR Antibody (monoclonal) (M07) - Additional Information

Gene ID 5241

Other Names

Progesterone receptor, PR, Nuclear receptor subfamily 3 group C member 3, PGR, NR3C3

Target/Specificity

PGR (NP_000917, 1 a.a. ~ 110 a.a) partial recombinant protein with GST tag. MW of the GST tag alone is 26 KDa.

Dilution

WB~~1:500~1000

Format

Clear, colorless solution in phosphate buffered saline, pH 7.2 .

Storage

Store at -20°C or lower. Aliquot to avoid repeated freezing and thawing.

Precautions

PGR Antibody (monoclonal) (M07) is for research use only and not for use in diagnostic or therapeutic procedures.

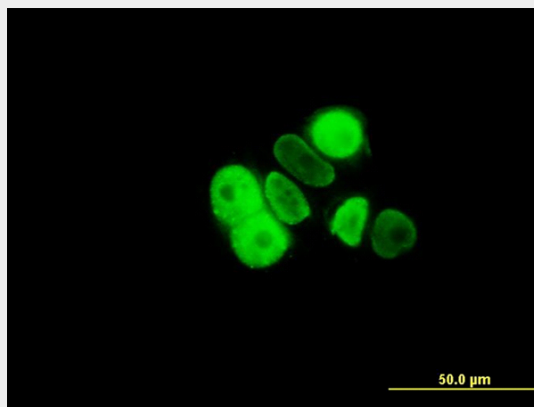
PGR Antibody (monoclonal) (M07) - Protocols

Provided below are standard protocols that you may find useful for product applications.

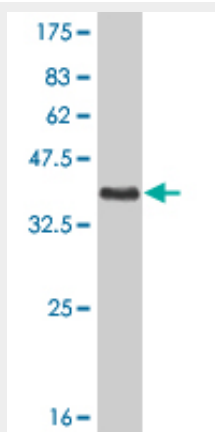
- [Western Blot](#)
- [Blocking Peptides](#)
- [Dot Blot](#)

- [Immunohistochemistry](#)
- [Immunofluorescence](#)
- [Immunoprecipitation](#)
- [Flow Cytometry](#)
- [Cell Culture](#)

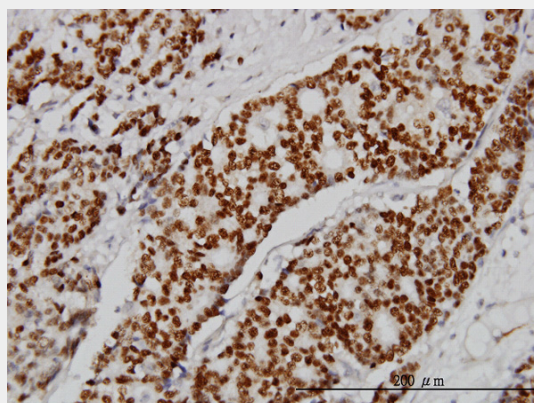
PGR Antibody (monoclonal) (M07) - Images



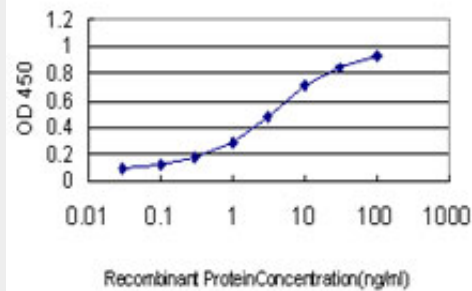
Immunofluorescence of monoclonal antibody to PGR on MCF-7 cell . [antibody concentration 20 ug/ml]



Antibody Reactive Against Recombinant Protein. Western Blot detection against Immunogen (37.84 KDa) .



Immunoperoxidase of monoclonal antibody to PGR on formalin-fixed paraffin-embedded human breast cancer. [antibody concentration 3 ug/ml]



Detection limit for recombinant GST tagged PGR is approximately 0.03ng/ml as a capture antibody.

PGR Antibody (monoclonal) (M07) - Background

This gene encodes a member of the steroid receptor superfamily. The encoded protein mediates the physiological effects of progesterone, which plays a central role in reproductive events associated with the establishment and maintenance of pregnancy. This gene uses two distinct promoters and translation start sites in the first exon to produce two isoforms, A and B. The two isoforms are identical except for the additional 165 amino acids found in the N-terminus of isoform B and mediate their own response genes and physiologic effects with little overlap. The location of transcription initiation for isoform A has not been clearly determined.

PGR Antibody (monoclonal) (M07) - References

1. Major Functional Transcriptome of an Inferred Center Regulator of an ER(-) Breast Cancer Model System. Liu LY, Chang LY, Kuo WH, Hwa HL, Lin YS, Huang SF, Chen CN, Chang KJ, Hsieh FJ. Cancer Inform. 2012;11:87-111. Epub 2012 Apr 19. 2. In Silico Prediction for Regulation of Transcription Factors on Their Shared Target Genes Indicates Relevant Clinical Implications in a Breast Cancer Population. Liu LY, Chang LY, Kuo WH, Hwa HL, Shyu MK, Chang KJ, Hsieh FJ. Cancer Inform. 2012;11:113-37. Epub 2012 Apr 19.