

PURA Antibody (monoclonal) (M02)**Mouse monoclonal antibody raised against a partial recombinant PURA.****Catalog # AT3501a****Specification**

PURA Antibody (monoclonal) (M02) - Product Information

Application	IF, WB, E
Primary Accession	Q00577
Other Accession	NM_005859
Reactivity	Human, Rat
Host	mouse
Clonality	Monoclonal
Isotype	IgG2a Kappa
Calculated MW	34911

PURA Antibody (monoclonal) (M02) - Additional Information**Gene ID** 5813**Other Names**

Transcriptional activator protein Pur-alpha, Purine-rich single-stranded DNA-binding protein alpha, PURA, PUR1

Target/Specificity

PURA (NP_005850, 183 a.a. ~ 292 a.a) partial recombinant protein with GST tag. MW of the GST tag alone is 26 KDa.

Dilution

WB~~1:500~1000

Format

Clear, colorless solution in phosphate buffered saline, pH 7.2 .

Storage

Store at -20°C or lower. Aliquot to avoid repeated freezing and thawing.

Precautions

PURA Antibody (monoclonal) (M02) is for research use only and not for use in diagnostic or therapeutic procedures.

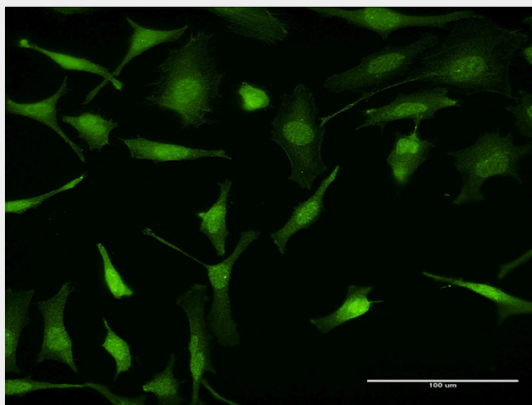
PURA Antibody (monoclonal) (M02) - Protocols

Provided below are standard protocols that you may find useful for product applications.

- [Western Blot](#)
- [Blocking Peptides](#)
- [Dot Blot](#)

- [Immunohistochemistry](#)
- [Immunofluorescence](#)
- [Immunoprecipitation](#)
- [Flow Cytometry](#)
- [Cell Culture](#)

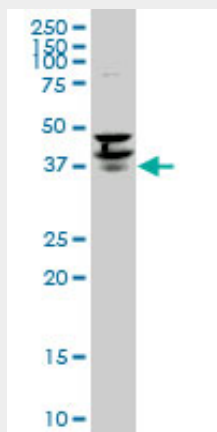
PURA Antibody (monoclonal) (M02) - Images



Immunofluorescence of monoclonal antibody to PURA on HeLa cell . [antibody concentration 10 ug/ml]

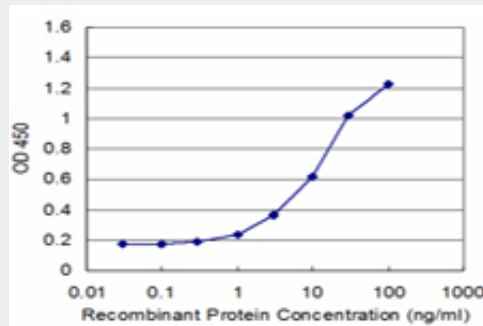


Antibody Reactive Against Recombinant Protein. Western Blot detection against Immunogen (37.84 KDa) .



PURA monoclonal antibody (M02), clone 1C10. Western Blot analysis of PURA expression in PC-12

((Cat # AT3501a)



Detection limit for recombinant GST tagged PURA is approximately 1ng/ml as a capture antibody.

PURA Antibody (monoclonal) (M02) - Background

This gene product is a sequence-specific, single-stranded DNA-binding protein. It binds preferentially to the single strand of the purine-rich element termed PUR, which is present at origins of replication and in gene flanking regions in a variety of eukaryotes from yeasts through humans. Thus, it is implicated in the control of both DNA replication and transcription. Deletion of this gene has been associated with myelodysplastic syndrome and acute myelogenous leukemia.

PURA Antibody (monoclonal) (M02) - References

Purine-rich element binding protein (PUR) alpha induces endoplasmic reticulum stress response, and cell differentiation pathways in prostate cancer cells. Inoue T, et al. Prostate, 2009 Jun 1. PMID 19267365. Prefrontal cortex shotgun proteome analysis reveals altered calcium homeostasis and immune system imbalance in schizophrenia. Martins-de-Souza D, et al. Eur Arch Psychiatry Clin Neurosci, 2009 Apr. PMID 19165527. Protective role of Puralpha to cisplatin. Kaminski R, et al. Cancer Biol Ther, 2008 Dec. PMID 18927497. Negative regulation of AbetaPP gene expression by pur-alpha. Darbinian N, et al. J Alzheimers Dis, 2008 Sep. PMID 18780968. Androgen receptor overexpression in prostate cancer linked to Pur alpha loss from a novel repressor complex. Wang LG, et al. Cancer Res, 2008 Apr 15. PMID 18413735.