

RNF122 Antibody (monoclonal) (M01)**Mouse monoclonal antibody raised against a partial recombinant RNF122.****Catalog # AT3659a****Specification**

RNF122 Antibody (monoclonal) (M01) - Product Information

Application	WB, E
Primary Accession	Q9H9V4
Other Accession	NM_024787
Reactivity	Human
Host	mouse
Clonality	Monoclonal
Isotype	IgG2b Kappa
Calculated MW	17475

RNF122 Antibody (monoclonal) (M01) - Additional Information**Gene ID** 79845**Other Names**

RING finger protein 122, RNF122

Target/Specificity

RNF122 (NP_079063, 61 a.a. ~ 155 a.a) partial recombinant protein with GST tag. MW of the GST tag alone is 26 KDa.

Dilution

WB~~1:500~1000

Format

Clear, colorless solution in phosphate buffered saline, pH 7.2 .

Storage

Store at -20°C or lower. Aliquot to avoid repeated freezing and thawing.

Precautions

RNF122 Antibody (monoclonal) (M01) is for research use only and not for use in diagnostic or therapeutic procedures.

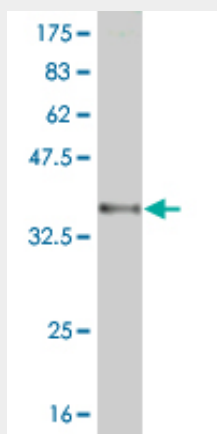
RNF122 Antibody (monoclonal) (M01) - Protocols

Provided below are standard protocols that you may find useful for product applications.

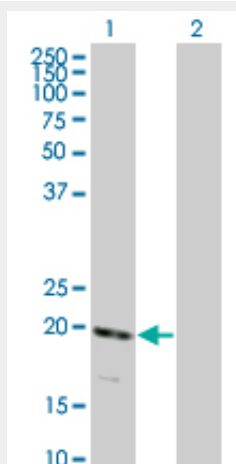
- [Western Blot](#)
- [Blocking Peptides](#)
- [Dot Blot](#)
- [Immunohistochemistry](#)

- [Immunofluorescence](#)
- [Immunoprecipitation](#)
- [Flow Cytometry](#)
- [Cell Culture](#)

RNF122 Antibody (monoclonal) (M01) - Images



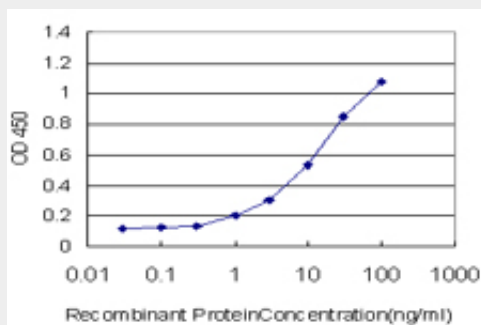
Antibody Reactive Against Recombinant Protein. Western Blot detection against Immunogen (36.19 KDa) .



Western Blot analysis of RNF122 expression in transfected 293T cell line by RNF122 monoclonal antibody (M01), clone 5E5.

Lane 1: RNF122 transfected lysate (17.475 KDa).

Lane 2: Non-transfected lysate.



Detection limit for recombinant GST tagged RNF122 is approximately 1ng/ml as a capture antibody.

RNF122 Antibody (monoclonal) (M01) - Background

The protein encoded by this gene contains a RING finger, a motif present in a variety of functionally distinct proteins and known to be involved in protein-protein and protein-DNA interactions.

RNF122 Antibody (monoclonal) (M01) - References

[Cloning, expression and subcellular localization of a novel human gene-RNF122] Wang L, et al. Beijing Da Xue Xue Bao, 2006 Jun 18. PMID 16778963. Cell-based screening and validation of human novel genes associated with cell viability. Wang L, et al. J Biomol Screen, 2006 Jun. PMID 16751333. Diversification of transcriptional modulation: large-scale identification and characterization of putative alternative promoters of human genes. Kimura K, et al. Genome Res, 2006 Jan. PMID 16344560. The status, quality, and expansion of the NIH full-length cDNA project: the Mammalian Gene Collection (MGC). Gerhard DS, et al. Genome Res, 2004 Oct. PMID 15489334. Complete sequencing and characterization of 21,243 full-length human cDNAs. Ota T, et al. Nat Genet, 2004 Jan. PMID 14702039.