

RNF2 Antibody (monoclonal) (M14)**Mouse monoclonal antibody raised against a full-length recombinant RNF2.****Catalog # AT3673a****Specification**

RNF2 Antibody (monoclonal) (M14) - Product Information

| | |
|-------------------|---------------------------|
| Application | WB, E |
| Primary Accession | Q99496 |
| Other Accession | NM_007212 |
| Reactivity | Human, Mouse, Rat |
| Host | mouse |
| Clonality | Monoclonal |
| Isotype | IgG2a Kappa |
| Calculated MW | 37655 |

RNF2 Antibody (monoclonal) (M14) - Additional Information**Gene ID** 6045**Other Names**

E3 ubiquitin-protein ligase RING2, 632-, Huntingtin-interacting protein 2-interacting protein 3, HIP2-interacting protein 3, Protein DinG, RING finger protein 1B, RING1b, RING finger protein 2, RING finger protein BAP-1, RNF2, BAP1, DING, HIP13, RING1B

Target/Specificity

RNF2 (NP_009143, 164 a.a. ~ 223 a.a) full-length recombinant protein with GST tag. MW of the GST tag alone is 26 KDa.

Dilution

WB~~1:500~1000

Format

Clear, colorless solution in phosphate buffered saline, pH 7.2 .

Storage

Store at -20°C or lower. Aliquot to avoid repeated freezing and thawing.

Precautions

RNF2 Antibody (monoclonal) (M14) is for research use only and not for use in diagnostic or therapeutic procedures.

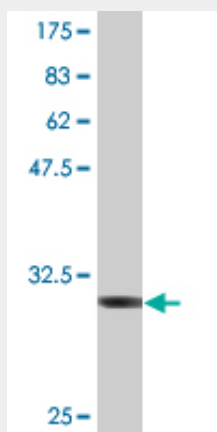
RNF2 Antibody (monoclonal) (M14) - Protocols

Provided below are standard protocols that you may find useful for product applications.

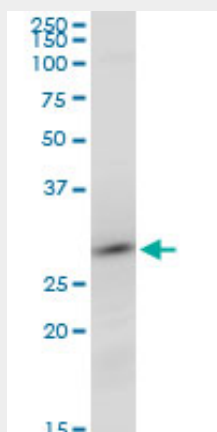
- [Western Blot](#)
- [Blocking Peptides](#)

- [Dot Blot](#)
- [Immunohistochemistry](#)
- [Immunofluorescence](#)
- [Immunoprecipitation](#)
- [Flow Cytometry](#)
- [Cell Culture](#)

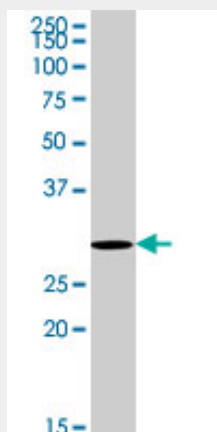
RNF2 Antibody (monoclonal) (M14) - Images



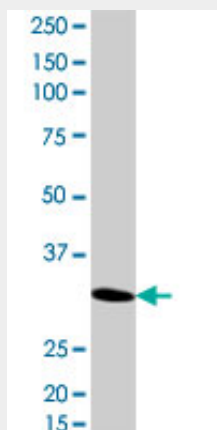
Antibody Reactive Against Recombinant Protein. Western Blot detection against Immunogen (32.34 KDa) .



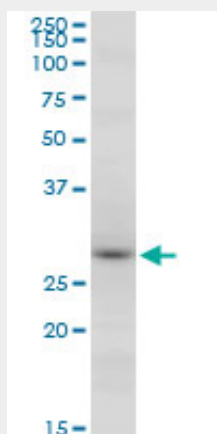
RNF2 monoclonal antibody (M14), clone 2B4. Western Blot analysis of RNF2 expression in PC-12 (Cat # AT3673a)



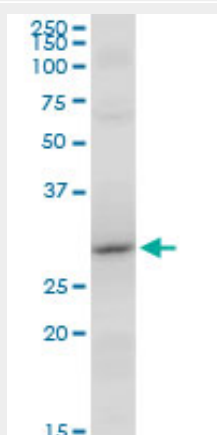
RNF2 monoclonal antibody (M14), clone 2B4. Western Blot analysis of RNF2 expression in HepG2 (Cat # AT3673a)



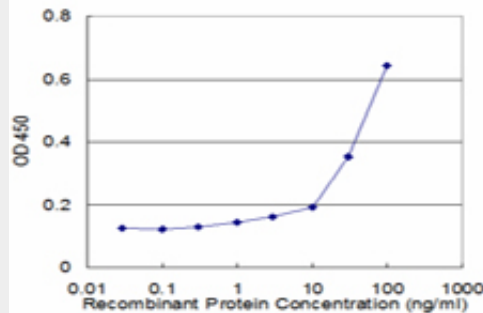
RNF2 monoclonal antibody (M14), clone 2B4. Western Blot analysis of RNF2 expression in A-549 (Cat # AT3673a)



RNF2 monoclonal antibody (M14), clone 2B4. Western Blot analysis of RNF2 expression in Raw 264.7 (Cat # AT3673a)



RNF2 monoclonal antibody (M14), clone 2B4. Western Blot analysis of RNF2 expression in NIH/3T3 (Cat # AT3673a)



Detection limit for recombinant GST tagged RNF2 is approximately 3ng/ml as a capture antibody.

RNF2 Antibody (monoclonal) (M14) - Background

Polycomb group (PcG) of proteins form the multiprotein complexes that are important for the transcription repression of various genes involved in development and cell proliferation. The protein encoded by this gene is one of the PcG proteins. It has been shown to interact with, and suppress the activity of, transcription factor CP2 (TFCP2/CP2). Studies of the mouse counterpart suggested the involvement of this gene in the specification of anterior-posterior axis, as well as in cell proliferation in early development. This protein was also found to interact with huntingtin interacting protein 2 (HIP2), an ubiquitin-conjugating enzyme, and possess ubiquitin ligase activity.

RNF2 Antibody (monoclonal) (M14) - References

Regulation of the polycomb protein Ring1B by self-ubiquitination or by E6-AP may have implications to the pathogenesis of Angelman syndrome. Zaaroor-Regev D, et al. Proc Natl Acad Sci U S A, 2010 Apr 13. PMID 20351251. Polycomb group gene product Ring1B regulates Th2-driven airway inflammation through the inhibition of Bim-mediated apoptosis of effector Th2 cells in the lung. Suzuki A, et al. J Immunol, 2010 Apr 15. PMID 20237291. Novel susceptibility loci for second primary tumors/recurrence in head and neck cancer patients: large-scale evaluation of genetic variants. Wu X, et al. Cancer Prev Res (Phila), 2009 Jul. PMID 19584075. Role of polycomb proteins Ring1A and Ring1B in the epigenetic regulation of gene expression. Vidal M. Int J Dev Biol, 2009. PMID 19412891. The synovial sarcoma-associated SYT-SSX2 oncogene antagonizes the polycomb complex protein Bmi1. Barco R, et al. PLoS One, 2009. PMID 19337376.