

**SIX4 Antibody (monoclonal) (M07)****Mouse monoclonal antibody raised against a partial recombinant SIX4.****Catalog # AT3895a****Specification**

---

**SIX4 Antibody (monoclonal) (M07) - Product Information**

Application	IF, WB, E
Primary Accession	<a href="#">O9UIU6</a>
Other Accession	<a href="#">NM_017420</a>
Reactivity	Human
Host	Mouse
Clonality	Monoclonal
Isotype	IgG1 Kappa
Calculated MW	82933

**SIX4 Antibody (monoclonal) (M07) - Additional Information****Gene ID** 51804**Other Names**

Homeobox protein SIX4, Sine oculis homeobox homolog 4, SIX4

**Target/Specificity**

SIX4 (NP\_059116, 672 a.a. ~ 780 a.a) partial recombinant protein with GST tag. MW of the GST tag alone is 26 KDa.

**Dilution**

WB~~1:500~1000

**Format**

Clear, colorless solution in phosphate buffered saline, pH 7.2 .

**Storage**

Store at -20°C or lower. Aliquot to avoid repeated freezing and thawing.

**Precautions**

SIX4 Antibody (monoclonal) (M07) is for research use only and not for use in diagnostic or therapeutic procedures.

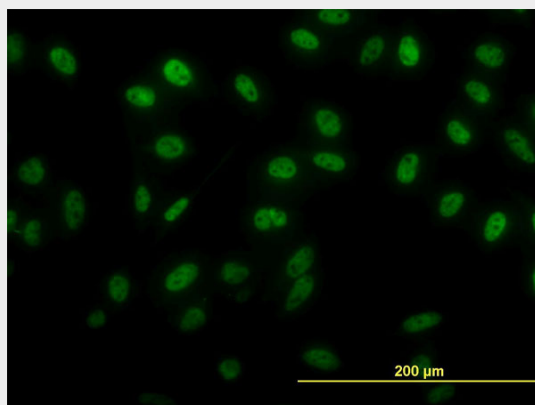
**SIX4 Antibody (monoclonal) (M07) - Protocols**

Provided below are standard protocols that you may find useful for product applications.

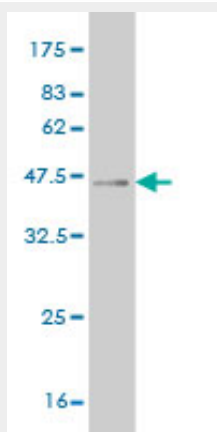
- [Western Blot](#)
- [Blocking Peptides](#)
- [Dot Blot](#)
- [Immunohistochemistry](#)

- [Immunofluorescence](#)
- [Immunoprecipitation](#)
- [Flow Cytometry](#)
- [Cell Culture](#)

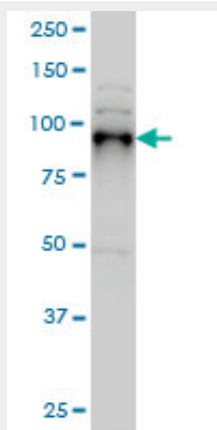
#### SIX4 Antibody (monoclonal) (M07) - Images



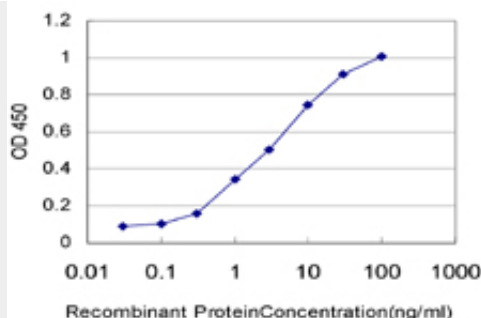
Immunofluorescence of monoclonal antibody to SIX4 on HeLa cell. [antibody concentration 10 ug/ml]



Antibody Reactive Against Recombinant Protein. Western Blot detection against Immunogen (37.73 KDa) .



SIX4 monoclonal antibody (M07), clone 5E1 Western Blot analysis of SIX4 expression in HeLa S3 NE ( (Cat # AT3895a )



Detection limit for recombinant GST tagged SIX4 is approximately 0.1ng/ml as a capture antibody.

#### **SIX4 Antibody (monoclonal) (M07) - Background**

This gene encodes a member of the homeobox family, subfamily SIX. The drosophila homolog is a nuclear homeoprotein required for eye development. Studies in mouse show that this gene product functions as a transcription factor, and may have a role in the differentiation or maturation of neuronal cells.

#### **SIX4 Antibody (monoclonal) (M07) - References**

1. Specificity and prognostic validation of a polyclonal antibody to detect Six1 homeoprotein in ovarian cancer. Qamar L, Deitsch E, Patrick AN, Post MD, Spillman MA, Iwanaga R, Thorburn A, Ford HL, Behbakht K. Gynecol Oncol. 2012 Feb 12. [Epub ahead of print]