

**SIX4 Antibody (monoclonal) (M09)****Mouse monoclonal antibody raised against a partial recombinant SIX4.****Catalog # AT3896a****Specification**

---

**SIX4 Antibody (monoclonal) (M09) - Product Information**

Application	IF, WB, E
Primary Accession	<a href="#">O9UIU6</a>
Other Accession	<a href="#">NM_017420</a>
Reactivity	Human
Host	Mouse
Clonality	Monoclonal
Isotype	IgG1 Kappa
Calculated MW	82933

**SIX4 Antibody (monoclonal) (M09) - Additional Information****Gene ID** 51804**Other Names**

Homeobox protein SIX4, Sine oculis homeobox homolog 4, SIX4

**Target/Specificity**

SIX4 (NP\_059116, 672 a.a. ~ 780 a.a) partial recombinant protein with GST tag. MW of the GST tag alone is 26 KDa.

**Dilution**

WB~~1:500~1000

**Format**

Clear, colorless solution in phosphate buffered saline, pH 7.2 .

**Storage**

Store at -20°C or lower. Aliquot to avoid repeated freezing and thawing.

**Precautions**

SIX4 Antibody (monoclonal) (M09) is for research use only and not for use in diagnostic or therapeutic procedures.

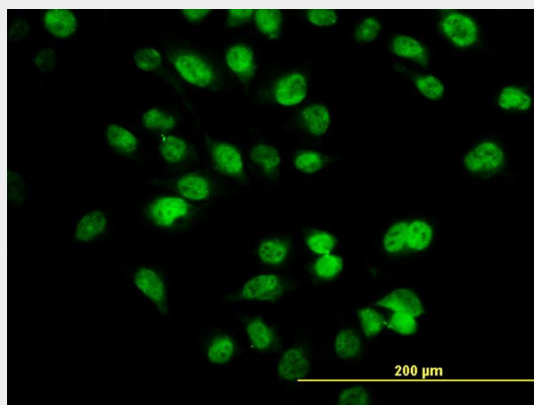
**SIX4 Antibody (monoclonal) (M09) - Protocols**

Provided below are standard protocols that you may find useful for product applications.


- [Western Blot](#)
- [Blocking Peptides](#)
- [Dot Blot](#)
- [Immunohistochemistry](#)

- [Immunofluorescence](#)
- [Immunoprecipitation](#)
- [Flow Cytometry](#)
- [Cell Culture](#)


### SIX4 Antibody (monoclonal) (M09) - Images



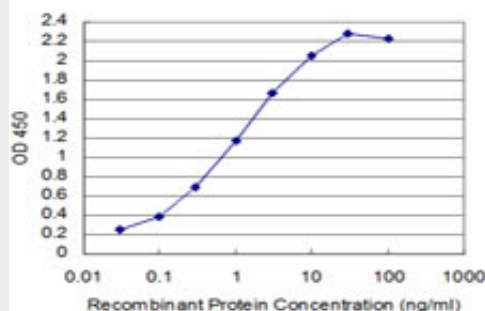
Immunofluorescence of monoclonal antibody to SIX4 on HeLa cell. [antibody concentration 15 ug/ml]



Antibody Reactive Against Recombinant Protein. Western Blot detection against Immunogen (37.73 KDa) .



SIX4 monoclonal antibody (M09), clone 7E2 Western Blot analysis of SIX4 expression in HeLa S3 NE ( (Cat # AT3896a )



Detection limit for recombinant GST tagged SIX4 is approximately 0.1ng/ml as a capture antibody.

### **SIX4 Antibody (monoclonal) (M09) - Background**

This gene encodes a member of the homeobox family, subfamily SIX. The drosophila homolog is a nuclear homeoprotein required for eye development. Studies in mouse show that this gene product functions as a transcription factor, and may have a role in the differentiation or maturation of neuronal cells.

### **SIX4 Antibody (monoclonal) (M09) - References**

The status, quality, and expansion of the NIH full-length cDNA project: the Mammalian Gene Collection (MGC). Gerhard DS, et al. Genome Res, 2004 Oct. PMID 15489334. Generation and initial analysis of more than 15,000 full-length human and mouse cDNA sequences. Strausberg RL, et al. Proc Natl Acad Sci U S A, 2002 Dec 24. PMID 12477932. Six3 and Six6 activity is modulated by members of the groucho family. Lopez-Ros J, et al. Development, 2003 Jan. PMID 12441302. Molecular interaction and synergistic activation of a promoter by Six, Eya, and Dach proteins mediated through CREB binding protein. Ikeda K, et al. Mol Cell Biol, 2002 Oct. PMID 12215533. The alpha subunits of Gz and Gi interact with the eyes absent transcription cofactor Eya2, preventing its interaction with the six class of homeodomain-containing proteins. Fan X, et al. J Biol Chem, 2000 Oct 13. PMID 10906137.