

SNRPA Antibody (monoclonal) (M01)**Mouse monoclonal antibody raised against a full length recombinant SNRPA.****Catalog # AT3982a****Specification**

SNRPA Antibody (monoclonal) (M01) - Product Information

Application	IF, WB, IHC, E
Primary Accession	P09012
Other Accession	BC000405
Reactivity	Human
Host	Mouse
Clonality	Monoclonal
Isotype	IgG1 kappa
Calculated MW	31280

SNRPA Antibody (monoclonal) (M01) - Additional Information**Gene ID** 6626**Other Names**

U1 small nuclear ribonucleoprotein A, U1 snRNP A, U1-A, U1A, SNRPA

Target/Specificity

SNRPA (AAH00405, 1 a.a. ~ 282 a.a) full-length recombinant protein with GST tag. MW of the GST tag alone is 26 KDa.

Dilution

WB~~1:500~1000

Format

Clear, colorless solution in phosphate buffered saline, pH 7.2 .

Storage

Store at -20°C or lower. Aliquot to avoid repeated freezing and thawing.

Precautions

SNRPA Antibody (monoclonal) (M01) is for research use only and not for use in diagnostic or therapeutic procedures.

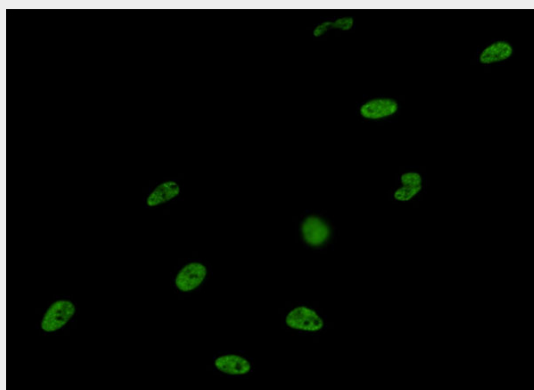
SNRPA Antibody (monoclonal) (M01) - Protocols

Provided below are standard protocols that you may find useful for product applications.

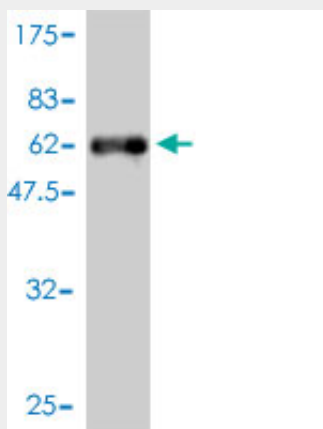
- [Western Blot](#)
- [Blocking Peptides](#)
- [Dot Blot](#)
- [Immunohistochemistry](#)

- [Immunofluorescence](#)
- [Immunoprecipitation](#)
- [Flow Cytometry](#)
- [Cell Culture](#)

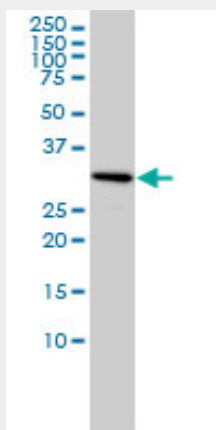
SNRPA Antibody (monoclonal) (M01) - Images



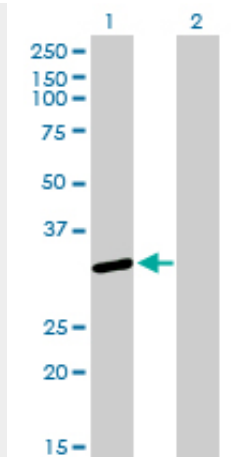
Immunofluorescence of monoclonal antibody to SNRPA on HeLa cell. [antibody concentration 10 ug/ml]



Antibody Reactive Against Recombinant Protein. Western Blot detection against Immunogen (56.76 KDa) .



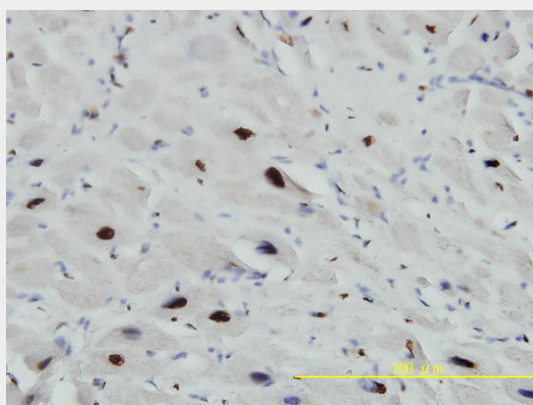
SNRPA monoclonal antibody (M01), clone 3F9-1F7 Western Blot analysis of SNRPA expression in HeLa ((Cat # AT3982a)



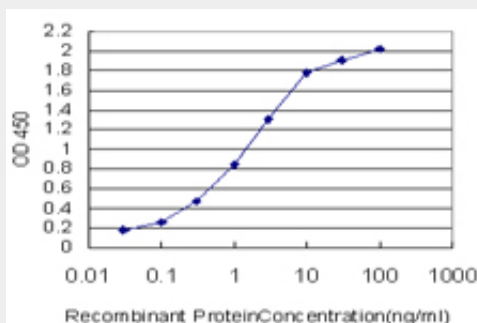
Western Blot analysis of SNRPA expression in transfected 293T cell line by SNRPA monoclonal antibody (M01), clone 3F9-1F7.

Lane 1: SNRPA transfected lysate(31.3 KDa).

Lane 2: Non-transfected lysate.



Immunoperoxidase of monoclonal antibody to SNRPA on formalin-fixed paraffin-embedded human heart tissue. [antibody concentration 3 ug/ml]



Detection limit for recombinant GST tagged SNRPA is approximately 0.03ng/ml as a capture antibody.

SNRPA Antibody (monoclonal) (M01) - Background

The protein encoded by this gene associates with stem loop II of the U2 small nuclear ribonucleoprotein, which binds the 5' splice site of precursor mRNAs and is required for splicing. The encoded protein autoregulates itself by polyadenylation inhibition of its own pre-mRNA via dimerization and has been implicated in the coupling of splicing and polyadenylation.

SNRPA Antibody (monoclonal) (M01) - References

A bipartite U1 site represses U1A expression by synergizing with PIE to inhibit nuclear polyadenylation. Guan F, et al. RNA, 2007 Dec. PMID 17942741. Specific trans-acting proteins interact with auxiliary RNA polyadenylation elements in the COX-2 3'-UTR. Hall-Pogar T, et al. RNA, 2007 Jul. PMID 17507659. Large-scale mapping of human protein-protein interactions by mass spectrometry. Ewing RM, et al. Mol Syst Biol, 2007. PMID 17353931. Towards a proteome-scale map of the human protein-protein interaction network. Rual JF, et al. Nature, 2005 Oct 20. PMID 16189514. ¹³C NMR relaxation studies of RNA base and ribose nuclei reveal a complex pattern of motions in the RNA binding site for human U1A protein. Shajani Z, et al. J Mol Biol, 2005 Jun 17. PMID 15890361.

SNRPA Antibody (monoclonal) (M01) - Citations

- [The core spliceosome as target and effector of non-canonical ATM signalling.](#)