

SOX15 Antibody (monoclonal) (M02)**Mouse monoclonal antibody raised against a full-length recombinant SOX15.****Catalog # AT3995a****Specification**

SOX15 Antibody (monoclonal) (M02) - Product Information

Application	WB, IHC, E
Primary Accession	O60248
Other Accession	BC000985
Reactivity	Human
Host	mouse
Clonality	Monoclonal
Isotype	IgG2a Kappa
Calculated MW	25251

SOX15 Antibody (monoclonal) (M02) - Additional Information**Gene ID** 6665**Other Names**

Protein SOX-15, Protein SOX-12, Protein SOX-20, SOX15, SOX12, SOX20, SOX26, SOX27

Target/Specificity

SOX15 (AAH00985, 1 a.a. ~ 233 a.a) full-length recombinant protein with GST tag. MW of the GST tag alone is 26 KDa.

Dilution

WB~~1:500~1000

Format

Clear, colorless solution in phosphate buffered saline, pH 7.2 .

Storage

Store at -20°C or lower. Aliquot to avoid repeated freezing and thawing.

Precautions

SOX15 Antibody (monoclonal) (M02) is for research use only and not for use in diagnostic or therapeutic procedures.

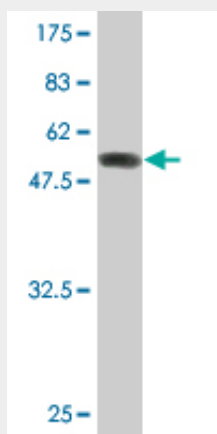
SOX15 Antibody (monoclonal) (M02) - Protocols

Provided below are standard protocols that you may find useful for product applications.

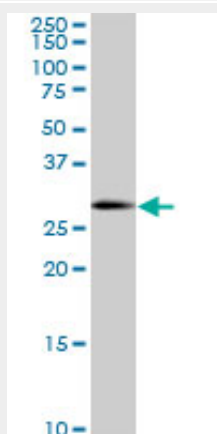
- [Western Blot](#)
- [Blocking Peptides](#)
- [Dot Blot](#)
- [Immunohistochemistry](#)

- [Immunofluorescence](#)
- [Immunoprecipitation](#)
- [Flow Cytometry](#)
- [Cell Culture](#)

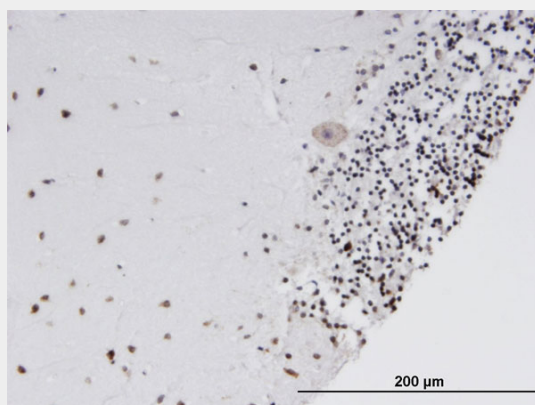
SOX15 Antibody (monoclonal) (M02) - Images



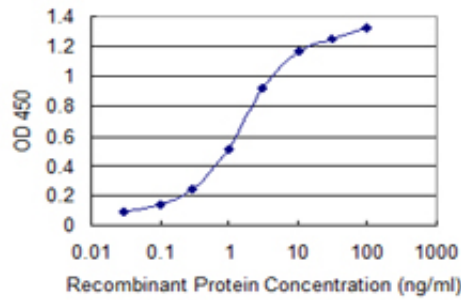
Antibody Reactive Against Recombinant Protein. Western Blot detection against Immunogen (51.37 KDa) .



SOX15 monoclonal antibody (M02), clone 2C1. Western Blot analysis of SOX15 expression in HeLa S3 NE (Cat # AT3995a)



Immunoperoxidase of monoclonal antibody to SOX15 on formalin-fixed paraffin-embedded human cerebellum. [antibody concentration 3 ug/ml]



Detection limit for recombinant GST tagged SOX15 is 0.03 ng/ml as a capture antibody.

SOX15 Antibody (monoclonal) (M02) - Background

This gene encodes a member of the SOX (SRY-related HMG-box) family of transcription factors involved in the regulation of embryonic development and in the determination of the cell fate. The encoded protein may act as a transcriptional regulator after forming a protein complex with other proteins.

SOX15 Antibody (monoclonal) (M02) - References

Identification of NR5A1 (SF-1/AD4BP) gene expression modulators by large-scale gain and loss of function studies. Sakai N, et al. J Endocrinol, 2008 Sep. PMID 18579725. Overexpression of SOX15 inhibits proliferation of NT2/D1 cells derived from a testicular embryonal cell carcinoma. Yan HT, et al. Mol Cells, 2007 Dec 31. PMID 18182846. The status, quality, and expansion of the NIH full-length cDNA project: the Mammalian Gene Collection (MGC). Gerhard DS, et al. Genome Res, 2004 Oct. PMID 15489334. Generation and initial analysis of more than 15,000 full-length human and mouse cDNA sequences. Strausberg RL, et al. Proc Natl Acad Sci U S A, 2002 Dec 24. PMID 12477932. Twenty pairs of sox: extent, homology, and nomenclature of the mouse and human sox transcription factor gene families. Schepers GE, et al. Dev Cell, 2002 Aug. PMID 12194848.