

**STAR Antibody (monoclonal) (M01)****Mouse monoclonal antibody raised against a partial recombinant STAR.****Catalog # AT4059a****Specification**

---

**STAR Antibody (monoclonal) (M01) - Product Information**

Application	WB, E
Primary Accession	<a href="#">P49675</a>
Other Accession	<a href="#">BC010550</a>
Reactivity	Human
Host	mouse
Clonality	Monoclonal
Isotype	IgG2a Kappa
Calculated MW	31914

**STAR Antibody (monoclonal) (M01) - Additional Information****Gene ID** 6770**Other Names**

Steroidogenic acute regulatory protein, mitochondrial, StAR, START domain-containing protein 1, StARD1, STAR, STARD1

**Target/Specificity**

STAR (AAH10550, 81 a.a. ~ 180 a.a) partial recombinant protein with GST tag. MW of the GST tag alone is 26 KDa.

**Dilution**

WB~~1:500~1000

**Format**

Clear, colorless solution in phosphate buffered saline, pH 7.2 .

**Storage**

Store at -20°C or lower. Aliquot to avoid repeated freezing and thawing.

**Precautions**

STAR Antibody (monoclonal) (M01) is for research use only and not for use in diagnostic or therapeutic procedures.

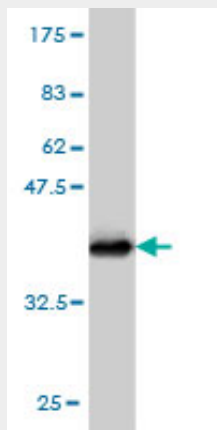
**STAR Antibody (monoclonal) (M01) - Protocols**

Provided below are standard protocols that you may find useful for product applications.

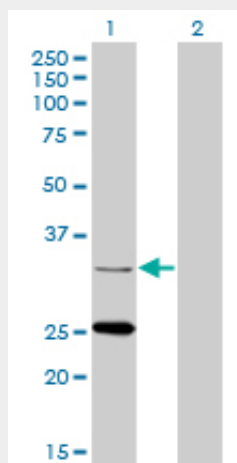
- [Western Blot](#)
- [Blocking Peptides](#)
- [Dot Blot](#)

- [Immunohistochemistry](#)
- [Immunofluorescence](#)
- [Immunoprecipitation](#)
- [Flow Cytometry](#)
- [Cell Culture](#)

#### STAR Antibody (monoclonal) (M01) - Images



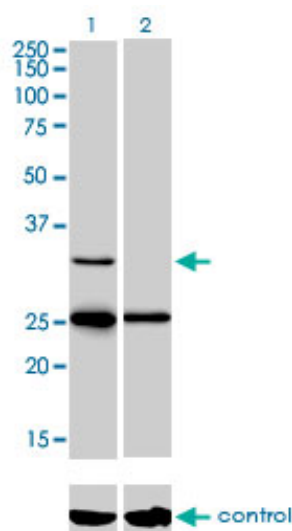
Antibody Reactive Against Recombinant Protein. Western Blot detection against Immunogen (36.63 kDa) .



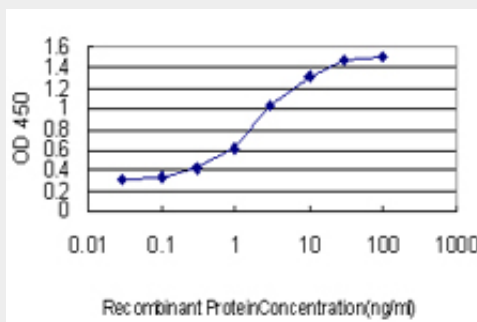
Western Blot analysis of STAR expression in transfected 293T cell line by STAR monoclonal antibody (M01), clone 5F9.

Lane 1: STAR transfected lysate (31.9 kDa).

Lane 2: Non-transfected lysate.



Western blot analysis of STAR over-expressed 293 cell line, cotransfected with STAR Validated Chimera RNAi (Cat # AT4059a)



Detection limit for recombinant GST tagged STAR is approximately 0.03ng/ml as a capture antibody.

### STAR Antibody (monoclonal) (M01) - Background

The protein encoded by this gene plays a key role in the acute regulation of steroid hormone synthesis by enhancing the conversion of cholesterol into pregnenolone. This protein permits the cleavage of cholesterol into pregnenolone by mediating the transport of cholesterol from the outer mitochondrial membrane to the inner mitochondrial membrane. Mutations in this gene are a cause of congenital lipid adrenal hyperplasia (CLAH), also called lipid CAH. A pseudogene of this gene is located on chromosome 13.

### STAR Antibody (monoclonal) (M01) - References

1. Tissue Culture Media Supplemented with 10% Fetal Calf Serum Contains a Castrate level of Testosterone. Sedelaar JP, Isaacs JT. Prostate. 2009 Dec 1;69(16):1724-9.