

TEAD4 Antibody (monoclonal) (M12)**Mouse monoclonal antibody raised against a full length recombinant TEAD4.****Catalog # AT4203a****Specification**

TEAD4 Antibody (monoclonal) (M12) - Product Information

Application	WB, IHC
Primary Accession	Q15561
Other Accession	BC015497
Reactivity	Human
Host	mouse
Clonality	Monoclonal
Isotype	IgG1 Kappa
Calculated MW	48329

TEAD4 Antibody (monoclonal) (M12) - Additional Information**Gene ID** 7004**Other Names**

Transcriptional enhancer factor TEF-3, TEA domain family member 4, TEAD-4, Transcription factor 13-like 1, Transcription factor RTEF-1, TEAD4, RTEF1, TCF13L1, TEF3

Target/Specificity

TEAD4 (AAH15497, 1 a.a. ~ 361 a.a) full-length recombinant protein with GST tag. MW of the GST tag alone is 26 KDa.

Dilution

WB~~1:500~1000

Format

Clear, colorless solution in phosphate buffered saline, pH 7.2 .

Storage

Store at -20°C or lower. Aliquot to avoid repeated freezing and thawing.

Precautions

TEAD4 Antibody (monoclonal) (M12) is for research use only and not for use in diagnostic or therapeutic procedures.


TEAD4 Antibody (monoclonal) (M12) - Protocols

Provided below are standard protocols that you may find useful for product applications.

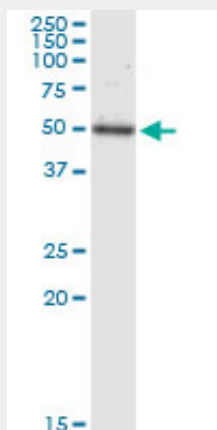
- [Western Blot](#)
- [Blocking Peptides](#)
- [Dot Blot](#)

- [Immunohistochemistry](#)
- [Immunofluorescence](#)
- [Immunoprecipitation](#)
- [Flow Cytometry](#)
- [Cell Culture](#)

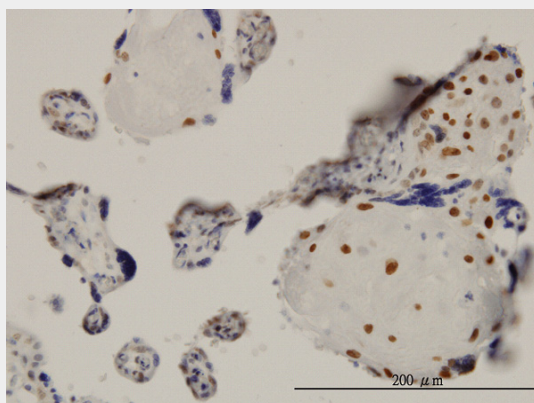
TEAD4 Antibody (monoclonal) (M12) - Images



Antibody Reactive Against Recombinant Protein. Western Blot detection against Immunogen (65.45 KDa) .



TEAD4 monoclonal antibody (M12), clone 1D10. Western Blot analysis of TEAD4 expression in human spleen.



Immunoperoxidase of monoclonal antibody to TEAD4 on formalin-fixed paraffin-embedded human

placenta. [antibody concentration 3 ug/ml]

TEAD4 Antibody (monoclonal) (M12) - Background

This gene product is a member of the transcriptional enhancer factor (TEF) family of transcription factors, which contain the TEA/ATTS DNA-binding domain. It is preferentially expressed in the skeletal muscle, and binds to the M-CAT regulatory element found in promoters of muscle-specific genes to direct their gene expression. Alternatively spliced transcripts encoding distinct isoforms, some of which are translated through the use of a non-AUG (UUG) initiation codon, have been described for this gene.

TEAD4 Antibody (monoclonal) (M12) - References

TEAD transcription factors mediate the function of TAZ in cell growth and epithelial-mesenchymal transition. Zhang H, et al. J Biol Chem, 2009 May 15. PMID 19324877. Transcription enhancer factor 3 (TEF3) mediates the expression of Down syndrome candidate region 1 isoform 1 (DSCR1-1L) in endothelial cells. Liu X, et al. J Biol Chem, 2008 Dec 5. PMID 18840614. TEAD mediates YAP-dependent gene induction and growth control. Zhao B, et al. Genes Dev, 2008 Jul 15. PMID 18579750. Identification of NR5A1 (SF-1/AD4BP) gene expression modulators by large-scale gain and loss of function studies. Sakai N, et al. J Endocrinol, 2008 Sep. PMID 18579725. Identification of novel alternatively spliced isoforms of RTEF-1 within human ocular vascular endothelial cells and murine retina. Appukuttan B, et al. Invest Ophthalmol Vis Sci, 2007 Aug. PMID 17652751.