

TPT1 Antibody (monoclonal) (M03)**Mouse monoclonal antibody raised against a partial recombinant TPT1.****Catalog # AT4328a****Specification**

TPT1 Antibody (monoclonal) (M03) - Product Information

Application	WB, E
Primary Accession	P13693
Other Accession	BC022436
Reactivity	Human, Mouse, Rat
Host	mouse
Clonality	Monoclonal
Isotype	IgG2a Kappa
Calculated MW	19595

TPT1 Antibody (monoclonal) (M03) - Additional Information**Gene ID** 7178**Other Names**

Translationally-controlled tumor protein, TCTP, Fortilin, Histamine-releasing factor, HRF, p23, TPT1

Target/Specificity

TPT1 (AAH22436, 35 a.a. ~ 138 a.a) partial recombinant protein with GST tag. MW of the GST tag alone is 26 KDa.

Dilution

WB~~1:500~1000

Format

Clear, colorless solution in phosphate buffered saline, pH 7.2 .

Storage

Store at -20°C or lower. Aliquot to avoid repeated freezing and thawing.

Precautions

TPT1 Antibody (monoclonal) (M03) is for research use only and not for use in diagnostic or therapeutic procedures.

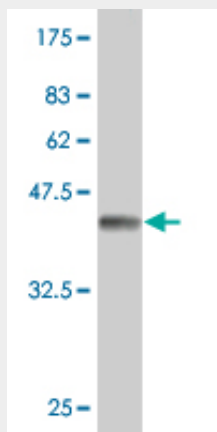
TPT1 Antibody (monoclonal) (M03) - Protocols

Provided below are standard protocols that you may find useful for product applications.

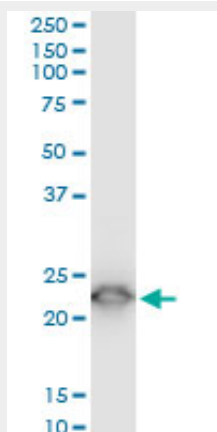
- [Western Blot](#)
- [Blocking Peptides](#)
- [Dot Blot](#)
- [Immunohistochemistry](#)

- [Immunofluorescence](#)
- [Immunoprecipitation](#)
- [Flow Cytometry](#)
- [Cell Culture](#)


TPT1 Antibody (monoclonal) (M03) - Images



Antibody Reactive Against Recombinant Protein. Western Blot detection against Immunogen (37.18 kDa) .

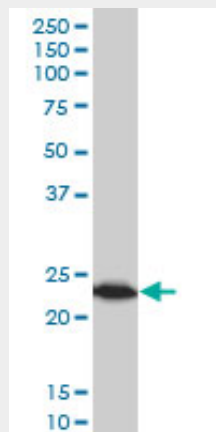


TPT1 monoclonal antibody (M03), clone 2C4. Western Blot analysis of TPT1 expression in PC-12 (Cat # AT4328a)

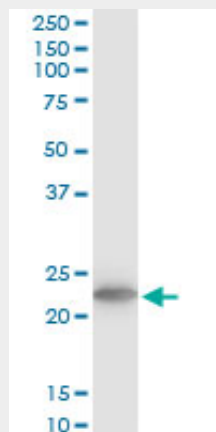


TPT1 monoclonal antibody (M03), clone 2C4. Western Blot analysis of TPT1 expression in Raw

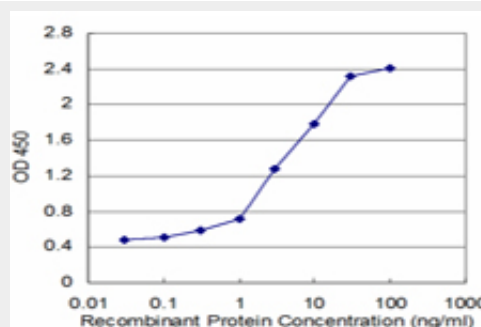
264.7((Cat # AT4328a)



TPT1 monoclonal antibody (M03), clone 2C4 Western Blot analysis of TPT1 expression in MCF-7 (Cat # AT4328a)



TPT1 monoclonal antibody (M03), clone 2C4. Western Blot analysis of TPT1 expression in NIH/3T3((Cat # AT4328a)



Detection limit for recombinant GST tagged TPT1 is approximately 0.3ng/ml as a capture antibody.

TPT1 Antibody (monoclonal) (M03) - References

New genetic associations detected in a host response study to hepatitis B vaccine. Davila S, et al. Genes Immun, 2010 Apr. PMID 20237496. H2O2-dependent translocation of TCTP into the nucleus enables its interaction with VDR in human keratinocytes: TCTP as a further module in calcitriol signalling. Rid R, et al. J Steroid Biochem Mol Biol, 2010 Jan. PMID 19815065. The role of translationally controlled tumor protein in tumor growth and metastasis of colon adenocarcinoma cells. Ma Q, et al. J Proteome Res, 2010 Jan. PMID 19621893. Critical roles of translationally

controlled tumor protein in the homeostasis and TCR-mediated proliferation of peripheral T cells. Wu PS, et al. J Immunol, 2009 Aug 15. PMID 19605695. Molecular basis of the acceleration of the GDP-GTP exchange of human ras homolog enriched in brain by human translationally controlled tumor protein. Dong X, et al. J Biol Chem, 2009 Aug 28. PMID 19570981.