

TRIM16 Antibody (monoclonal) (M02)**Mouse monoclonal antibody raised against a partial recombinant TRIM16.****Catalog # AT4342a****Specification**

TRIM16 Antibody (monoclonal) (M02) - Product Information

Application	WB, IHC, E
Primary Accession	O95361
Other Accession	NM_006470
Reactivity	Human
Host	mouse
Clonality	Monoclonal
Isotype	IgG2a Kappa
Calculated MW	63955

TRIM16 Antibody (monoclonal) (M02) - Additional Information**Gene ID** 10626**Other Names**

Tripartite motif-containing protein 16, Estrogen-responsive B box protein, TRIM16, EBBP

Target/Specificity

TRIM16 (NP_006461, 165 a.a. ~ 273 a.a) partial recombinant protein with GST tag. MW of the GST tag alone is 26 KDa.

Dilution

WB~~1:500~1000

Format

Clear, colorless solution in phosphate buffered saline, pH 7.2 .

Storage

Store at -20°C or lower. Aliquot to avoid repeated freezing and thawing.

Precautions

TRIM16 Antibody (monoclonal) (M02) is for research use only and not for use in diagnostic or therapeutic procedures.

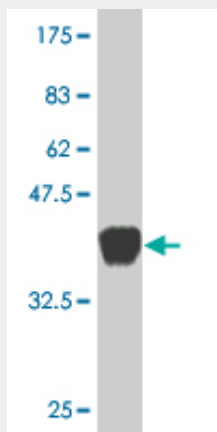
TRIM16 Antibody (monoclonal) (M02) - Protocols

Provided below are standard protocols that you may find useful for product applications.

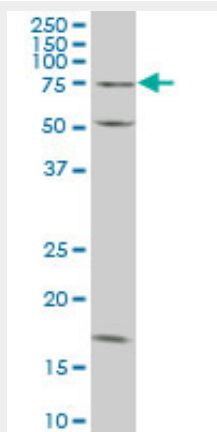
- [Western Blot](#)
- [Blocking Peptides](#)
- [Dot Blot](#)
- [Immunohistochemistry](#)

- [Immunofluorescence](#)
- [Immunoprecipitation](#)
- [Flow Cytometry](#)
- [Cell Culture](#)

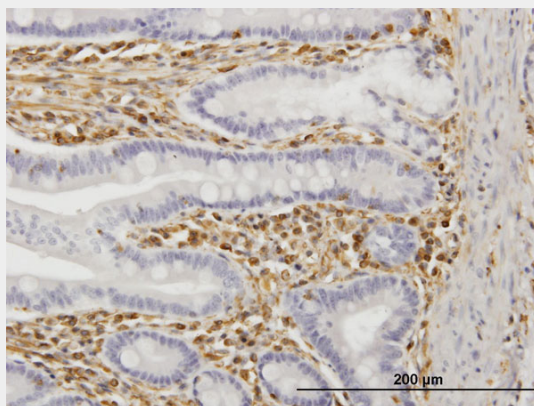
TRIM16 Antibody (monoclonal) (M02) - Images



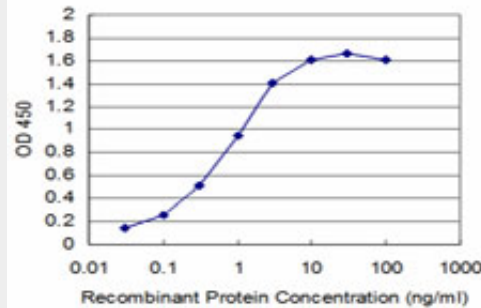
Antibody Reactive Against Recombinant Protein. Western Blot detection against Immunogen (37.73 kDa) .



TRIM16 monoclonal antibody (M02), clone 5G11 Western Blot analysis of TRIM16 expression in Jurkat (Cat # AT4342a)



Immunoperoxidase of monoclonal antibody to TRIM16 on formalin-fixed paraffin-embedded human small Intestine. [antibody concentration 3 ug/ml]



Detection limit for recombinant GST tagged TRIM16 is approximately 0.03ng/ml as a capture antibody.

TRIM16 Antibody (monoclonal) (M02) - Background

This gene was identified as an estrogen and anti-estrogen regulated gene in epithelial cells stably expressing estrogen receptor. The protein encoded by this gene contains two B box domains and a coiled-coiled region that are characteristic of the B box zinc finger protein family. The proteins of this family have been reported to be involved in a variety of biological processes including cell growth, differentiation and pathogenesis. Expression of this gene was detected in most tissues. Its function, however, has not yet been determined.

TRIM16 Antibody (monoclonal) (M02) - References

The estrogen-responsive B box protein (EBBP) restores retinoid sensitivity in retinoid-resistant cancer cells via effects on histone acetylation. Raif A, et al. Cancer Lett, 2009 May 8. PMID 19147277. The estrogen-responsive B box protein is a novel regulator of the retinoid signal. Cheung BB, et al. J Biol Chem, 2006 Jun 30. PMID 16636064. The estrogen-responsive B box protein: a novel enhancer of interleukin-1beta secretion. Munding C, et al. Cell Death Differ, 2006 Nov. PMID 16575408. A human protein-protein interaction network: a resource for annotating the proteome. Stelzl U, et al. Cell, 2005 Sep 23. PMID 16169070. Differential gene expression in normal human mammary epithelial cells treated with malathion monitored by DNA microarrays. Gwinn MR, et al. Environ Health Perspect, 2005 Aug. PMID 16079077.