

TWSG1 Antibody (monoclonal) (M01)**Mouse monoclonal antibody raised against a partial recombinant TWSG1.****Catalog # AT4413a****Specification**

TWSG1 Antibody (monoclonal) (M01) - Product Information

Application	WB, E
Primary Accession	O9GZX9
Other Accession	NM_020648
Reactivity	Human
Host	mouse
Clonality	Monoclonal
Isotype	IgG3 Kappa
Calculated MW	25017

TWSG1 Antibody (monoclonal) (M01) - Additional Information**Gene ID** 57045**Other Names**

Twisted gastrulation protein homolog 1, TWSG1, TSG

Target/Specificity

TWSG1 (NP_065699, 124 a.a. ~ 223 a.a) partial recombinant protein with GST tag. MW of the GST tag alone is 26 KDa.

Dilution

WB~~1:500~1000

Format

Clear, colorless solution in phosphate buffered saline, pH 7.2 .

Storage

Store at -20°C or lower. Aliquot to avoid repeated freezing and thawing.

Precautions

TWSG1 Antibody (monoclonal) (M01) is for research use only and not for use in diagnostic or therapeutic procedures.

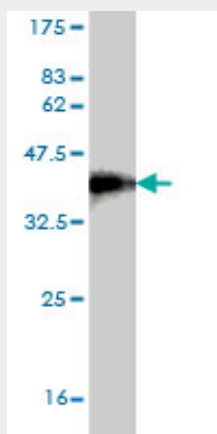
TWSG1 Antibody (monoclonal) (M01) - Protocols

Provided below are standard protocols that you may find useful for product applications.

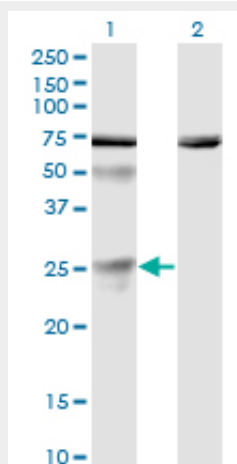
- [Western Blot](#)
- [Blocking Peptides](#)
- [Dot Blot](#)
- [Immunohistochemistry](#)

- [Immunofluorescence](#)
- [Immunoprecipitation](#)
- [Flow Cytometry](#)
- [Cell Culture](#)

TWSG1 Antibody (monoclonal) (M01) - Images



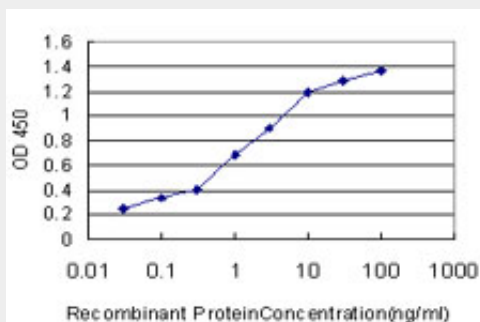
Antibody Reactive Against Recombinant Protein. Western Blot detection against Immunogen (36.74 KDa) .



Western Blot analysis of TWSG1 expression in transfected 293T cell line by TWSG1 monoclonal antibody (M01), clone 6E6.

Lane 1: TWSG1 transfected lysate (25 KDa).

Lane 2: Non-transfected lysate.



Detection limit for recombinant GST tagged TWSG1 is approximately 0.1ng/ml as a capture antibody.

TWSG1 Antibody (monoclonal) (M01) - References

Identification of TWSG1 as a second novel erythroid regulator of hepcidin expression in murine and human cells. Tanno T, et al. Blood, 2009 Jul 2. PMID 19414861. Twisted gastrulation (Tsg) is regulated by Tob and enhances TGF-beta signaling in activated T lymphocytes. Tzachanis D, et al. Blood, 2007 Apr 1. PMID 17164348. Diversification of transcriptional modulation: large-scale identification and characterization of putative alternative promoters of human genes. Kimura K, et al. Genome Res, 2006 Jan. PMID 16344560. Signal sequence and keyword trap in silico for selection of full-length human cDNAs encoding secretion or membrane proteins from oligo-capped cDNA libraries. Otsuki T, et al. DNA Res, 2005. PMID 16303743. Biglycan is a new extracellular component of the Chordin-BMP4 signaling pathway. Moreno M, et al. EMBO J, 2005 Apr 6. PMID 15775969.

TWSG1 Antibody (monoclonal) (M01) - Citations

- [Proteomic profiling of androgen-independent prostate cancer cell lines reveals a role for protein S during the development of high grade and castration-resistant prostate cancer.](#)