

ZHX2 Antibody (monoclonal) (M01)**Mouse monoclonal antibody raised against a partial recombinant ZHX2.****Catalog # AT4577a****Specification**

ZHX2 Antibody (monoclonal) (M01) - Product Information

Application	IF, WB, IHC
Primary Accession	O9Y6X8
Other Accession	NM_014943
Reactivity	Human
Host	mouse
Clonality	Monoclonal
Isotype	IgG2b Kappa
Calculated MW	92307

ZHX2 Antibody (monoclonal) (M01) - Additional Information**Gene ID** 22882**Other Names**

Zinc fingers and homeoboxes protein 2, Alpha-fetoprotein regulator 1, AFP regulator 1, Regulator of AFP, Zinc finger and homeodomain protein 2, ZHX2, AFR1, KIAA0854, RAF

Target/Specificity

ZHX2 (NP_055758, 691 a.a. ~ 788 a.a) partial recombinant protein with GST tag. MW of the GST tag alone is 26 KDa.

Dilution

WB~~1:500~1000

Format

Clear, colorless solution in phosphate buffered saline, pH 7.2 .

Storage

Store at -20°C or lower. Aliquot to avoid repeated freezing and thawing.

Precautions

ZHX2 Antibody (monoclonal) (M01) is for research use only and not for use in diagnostic or therapeutic procedures.

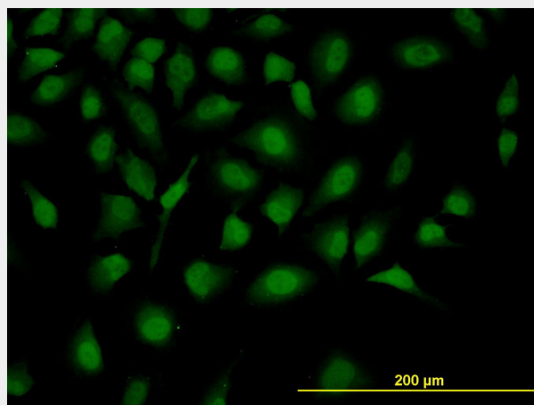
ZHX2 Antibody (monoclonal) (M01) - Protocols

Provided below are standard protocols that you may find useful for product applications.

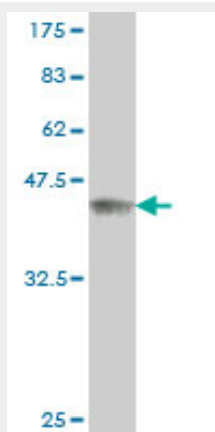
- [Western Blot](#)
- [Blocking Peptides](#)
- [Dot Blot](#)

- [Immunohistochemistry](#)
- [Immunofluorescence](#)
- [Immunoprecipitation](#)
- [Flow Cytometry](#)
- [Cell Culture](#)

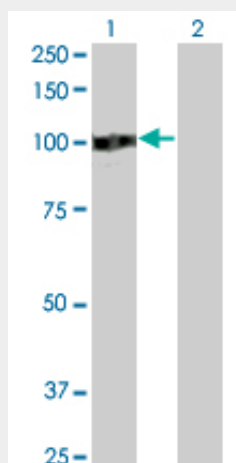
ZHX2 Antibody (monoclonal) (M01) - Images



Immunofluorescence of monoclonal antibody to ZHX2 on HeLa cell. [antibody concentration 10 ug/ml]




Antibody Reactive Against Recombinant Protein. Western Blot detection against Immunogen (36.52 KDa) .

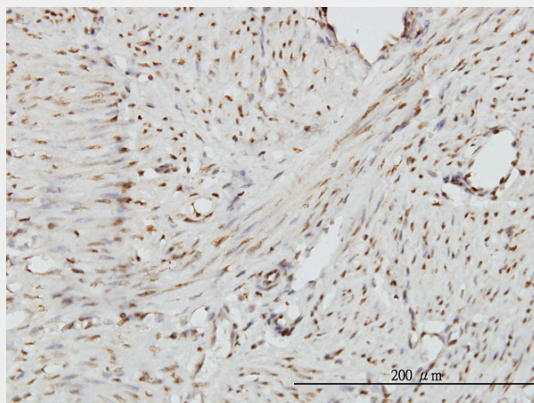


Western Blot analysis of ZHX2 expression in transfected 293T cell line by ZHX2 monoclonal antibody (M01), clone 5E2.

Lane 1: ZHX2 transfected lysate(92.307 KDa).
Lane 2: Non-transfected lysate.



Western blot analysis of ZHX2 over-expressed 293 cell line, cotransfected with ZHX2 Validated Chimera RNAi (Cat # AT4577a)



Immunoperoxidase of monoclonal antibody to ZHX2 on formalin-fixed paraffin-embedded human smooth muscle. [antibody concentration 3 ug/ml]

ZHX2 Antibody (monoclonal) (M01) - Background

The members of the zinc fingers and homeoboxes gene family are nuclear homodimeric transcriptional repressors that interact with the A subunit of nuclear factor-Y (NF-YA) and contain two C2H2-type zinc fingers and five homeobox DNA-binding domains. This gene encodes member 2 of this gene family. In addition to forming homodimers, this protein heterodimerizes with member 1 of the zinc fingers and homeoboxes family.

ZHX2 Antibody (monoclonal) (M01) - References

Personalized smoking cessation: interactions between nicotine dose, dependence and quit-success genotype score. Rose JE, et al. Mol Med, 2010 Jul-Aug. PMID 20379614. Inherited genetic variant predisposes to aggressive but not indolent prostate cancer. Xu J, et al. Proc Natl Acad Sci U S A, 2010 Feb 2. PMID 20080650. Semaphorin 4D signaling requires the recruitment of phospholipase C

gamma into the plexin-B1 receptor complex. Swiercz JM, et al. Mol Cell Biol, 2009 Dec. PMID 19805522. Coeliac disease-associated risk variants in TNFAIP3 and REL implicate altered NF-kappaB signalling. Trynka G, et al. Gut, 2009 Aug. PMID 19240061. ZHX2 is a repressor of alpha-fetoprotein expression in human hepatoma cell lines. Shen H, et al. J Cell Mol Med, 2008 Dec. PMID 18194454.