

ZIC4 Antibody (monoclonal) (M06)**Mouse monoclonal antibody raised against a partial recombinant ZIC4.****Catalog # AT4582a****Specification**

ZIC4 Antibody (monoclonal) (M06) - Product Information

Application	IF, WB, IHC, E
Primary Accession	Q8N9L1
Other Accession	NM_032153
Reactivity	Human
Host	mouse
Clonality	Monoclonal
Isotype	IgG2a Kappa
Calculated MW	36567

ZIC4 Antibody (monoclonal) (M06) - Additional Information**Gene ID** 84107**Other Names**

Zinc finger protein ZIC 4, Zinc finger protein of the cerebellum 4, ZIC4

Target/Specificity

ZIC4 (NP_115529, 249 a.a. ~ 319 a.a) partial recombinant protein with GST tag. MW of the GST tag alone is 26 KDa.

Dilution

WB~~1:500~1000

Format

Clear, colorless solution in phosphate buffered saline, pH 7.2 .

Storage

Store at -20°C or lower. Aliquot to avoid repeated freezing and thawing.

Precautions

ZIC4 Antibody (monoclonal) (M06) is for research use only and not for use in diagnostic or therapeutic procedures.

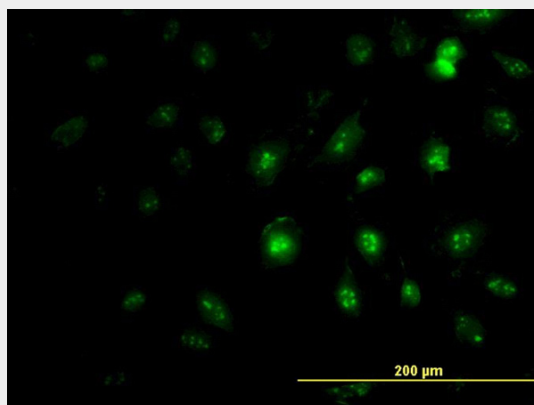
ZIC4 Antibody (monoclonal) (M06) - Protocols

Provided below are standard protocols that you may find useful for product applications.

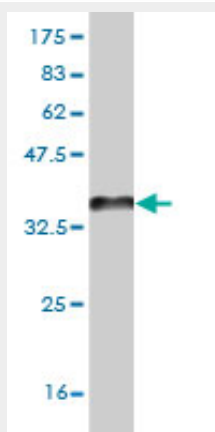
- [Western Blot](#)
- [Blocking Peptides](#)
- [Dot Blot](#)
- [Immunohistochemistry](#)

- [Immunofluorescence](#)
- [Immunoprecipitation](#)
- [Flow Cytometry](#)
- [Cell Culture](#)

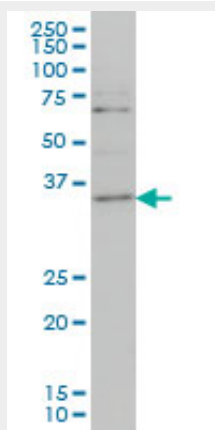
ZIC4 Antibody (monoclonal) (M06) - Images



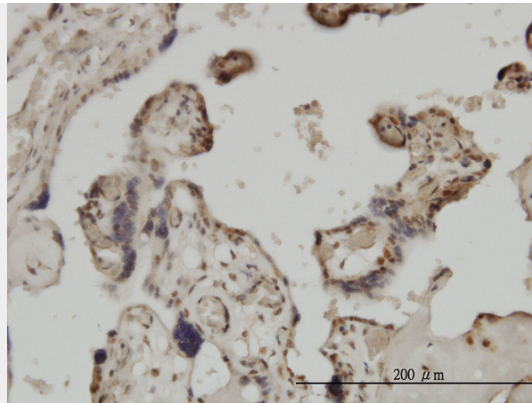
Immunofluorescence of monoclonal antibody to ZIC4 on HeLa cell. [antibody concentration 7 ug/ml]



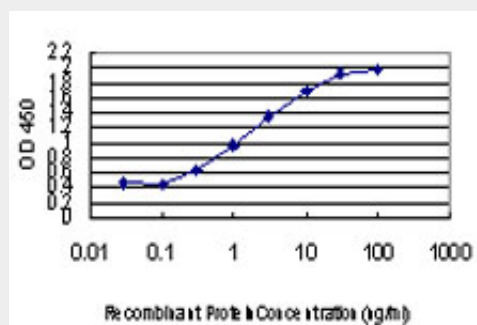
Antibody Reactive Against Recombinant Protein. Western Blot detection against Immunogen (33.55 KDa) .



ZIC4 monoclonal antibody (M06), clone 3D5 Western Blot analysis of ZIC4 expression in Hela S3 NE ((Cat # AT4582a)



Immunoperoxidase of monoclonal antibody to ZIC4 on formalin-fixed paraffin-embedded human placenta. [antibody concentration 3 ug/ml]



Detection limit for recombinant GST tagged ZIC4 is approximately 0.3ng/ml as a capture antibody.

ZIC4 Antibody (monoclonal) (M06) - Background

This gene encodes a member of the ZIC family of C2H2-type zinc finger proteins. Members of this family are important during development, and have been associated with X-linked visceral heterotaxy and holoprosencephaly type 5. This gene is closely linked to the gene encoding zinc finger protein of the cerebellum 1, a related family member on chromosome 3. Heterozygous deletion of these linked genes is involved in Dandy-Walker malformation, which is a congenital cerebellar malformation. Multiple transcript variants have been identified for this gene.

ZIC4 Antibody (monoclonal) (M06) - References

[Technology of analysis of epigenetic and structural changes of epithelial tumors genome with NotI-microarrays by the example of human chromosome] Pavlova TV, et al. Mol Biol (Mosk), 2009 Mar-Apr. PMID 19425501. Diversification of transcriptional modulation: large-scale identification and characterization of putative alternative promoters of human genes. Kimura K, et al. Genome Res, 2006 Jan. PMID 16344560. The ZIC gene family in development and disease. Grinberg I, et al. Clin Genet, 2005 Apr. PMID 15733262. The status, quality, and expansion of the NIH full-length cDNA project: the Mammalian Gene Collection (MGC). Gerhard DS, et al. Genome Res, 2004 Oct. PMID 15489334. Antibodies to Zic4 in paraneoplastic neurologic disorders and small-cell lung cancer. Jaster JH. Neurology, 2004 Oct 12. PMID 15477575.